1: 1998−05−15 to 1999−02−13

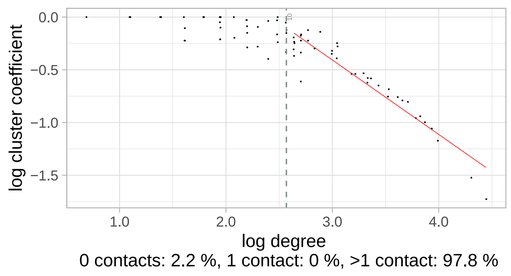

0 contacts: 2.2 %, 1 contact: 0 %, >1 contact: 97.8 %

2: 1998−09−29 to 1999−06−30

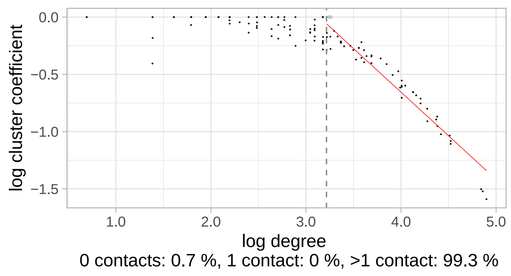

0 contacts: 0.7 %, 1 contact: 0 %, >1 contact: 99.3 %

3: 1999−02−13 to 1999−11−14

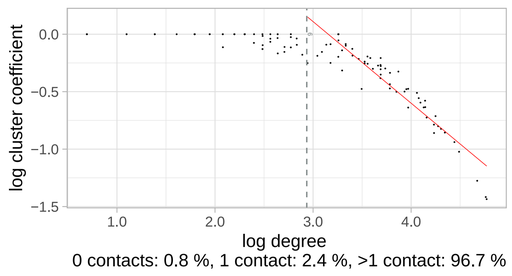

0 contacts: 0.8 %, 1 contact: 2.4 %, >1 contact: 96.7 %

4: 1999−06−30 to 2000−03−30

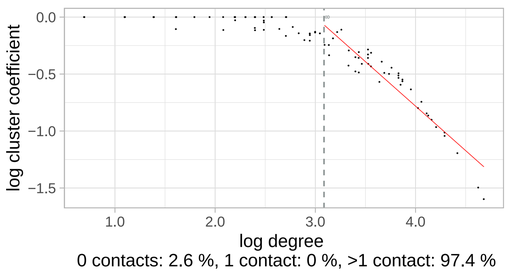

0 contacts: 2.6 %, 1 contact: 0 %, >1 contact: 97.4 %

5: 1999−11−14 to 2000−08−14

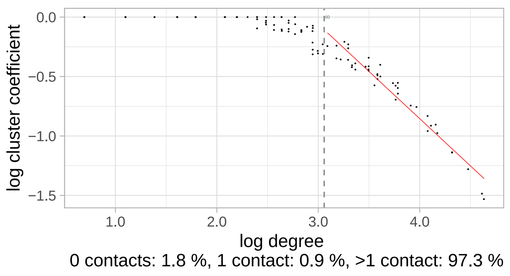

0 contacts: 1.8 %, 1 contact: 0.9 %, >1 contact: 97.3 %

6: 2000−03−30 to 2000−12−29

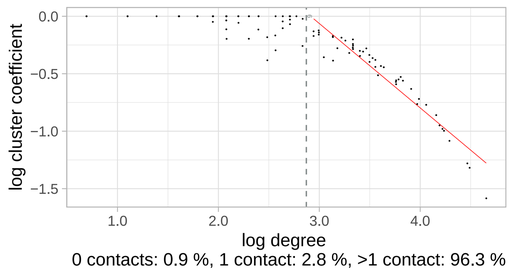

0 contacts: 0.9 %, 1 contact: 2.8 %, >1 contact: 96.3 %

7: 2000−08−14 to 2001−05−15

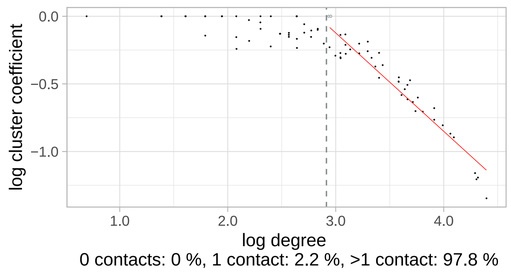

0 contacts: 0 %, 1 contact: 2.2 %, >1 contact: 97.8 %

8: 2000−12−29 to 2001−09−29

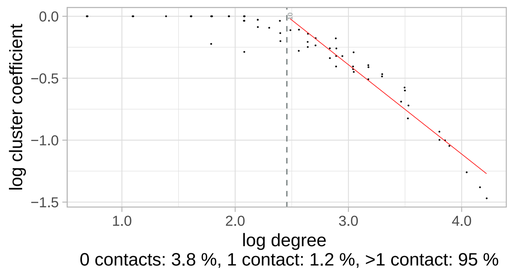

0 contacts: 3.8 %, 1 contact: 1.2 %, >1 contact: 95 %

9: 2001−05−15 to 2002−02−12

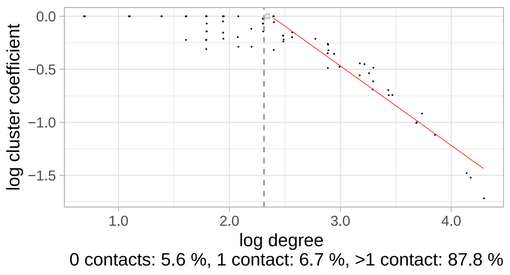

0 contacts: 5.6 %, 1 contact: 6.7 %, >1 contact: 87.8 %

10: 2001−09−29 to 2002−06−29

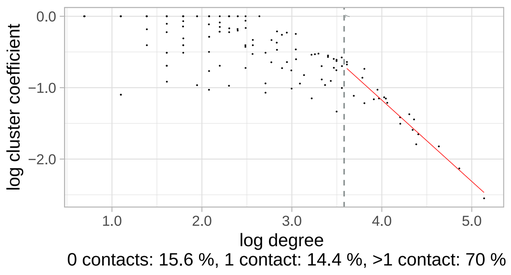

0 contacts: 15.6 %, 1 contact: 14.4 %, >1 contact: 70 %

11: 2002−02−12 to 2002−11−13

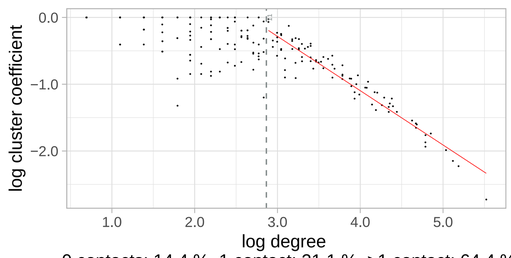

0 contacts: 14.4 %, 1 contact: 21.1 %, >1 contact: 64.4 %

12: 2002−06−29 to 2003−03−30

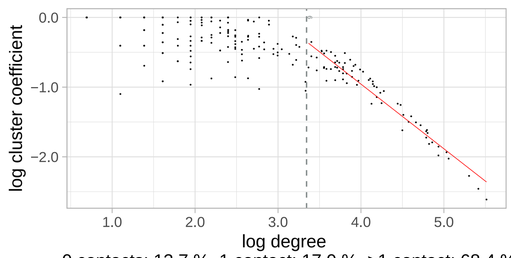

0 contacts: 13.7 %, 1 contact: 17.9 %, >1 contact: 68.4 %

13: 2002−11−13 to 2003−08−14

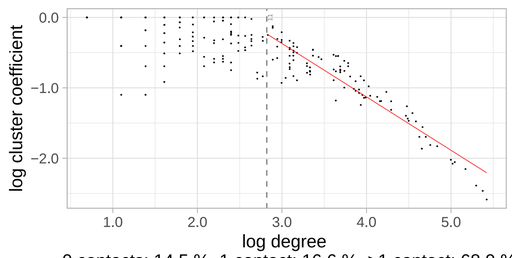

0 contacts: 14.5 %, 1 contact: 16.6 %, >1 contact: 68.9 %

14: 2003−03−30 to 2003−12−29

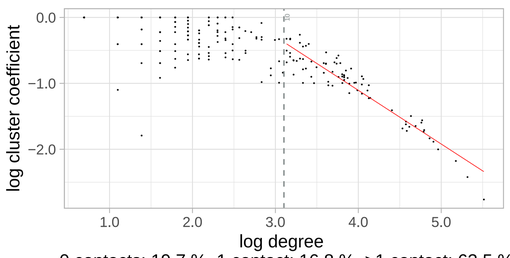

0 contacts: 19.7 %, 1 contact: 16.8 %, >1 contact: 63.5 %

15: 2003−08−14 to 2004−05−14

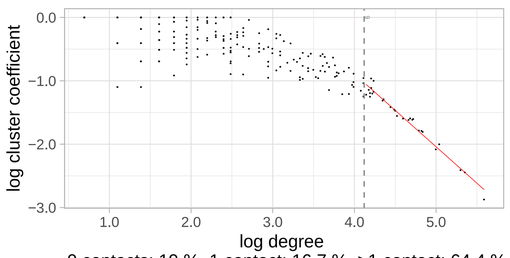

0 contacts: 19 %, 1 contact: 16.7 %, >1 contact: 64.4 %

16: 2003−12−29 to 2004−09−28

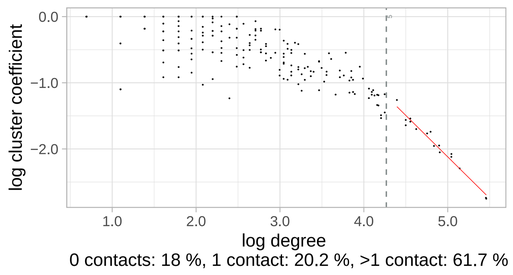

0 contacts: 18 %, 1 contact: 20.2 %, >1 contact: 61.7 %

17: 2004−05−14 to 2005−02−12

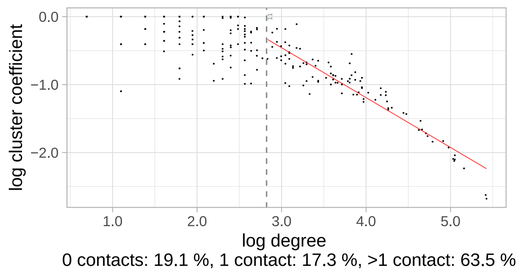

0 contacts: 19.1 %, 1 contact: 17.3 %, >1 contact: 63.5 %

18: 2004−09−28 to 2005−06−29

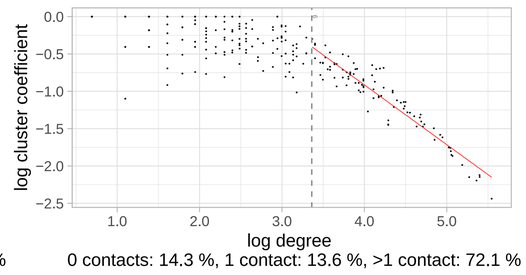

0 contacts: 14.3 %, 1 contact: 13.6 %, >1 contact: 72.1 %

19: 2005−02−12 to 2005−11−13

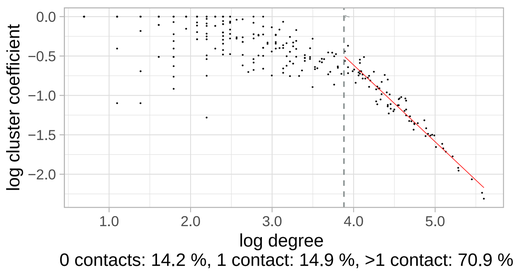

0 contacts: 14.2 %, 1 contact: 14.9 %, >1 contact: 70.9 %

20: 2005−06−29 to 2006−03−30

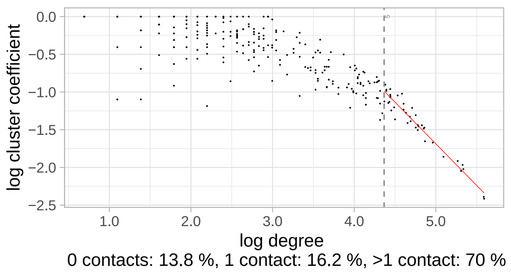

0 contacts: 13.8 %, 1 contact: 16.2 %, >1 contact: 70 %

21: 2005−11−13 to 2006−08−14

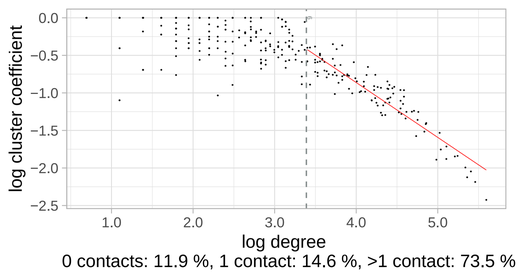

0 contacts: 11.9 %, 1 contact: 14.6 %, >1 contact: 73.5 %

22: 2006−03−30 to 2006−12−29

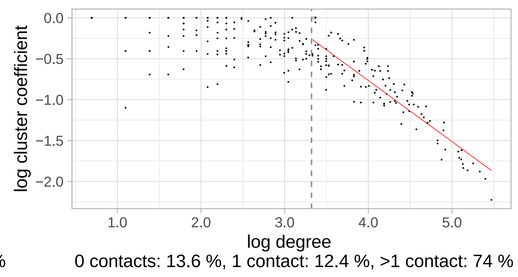

0 contacts: 13.6 %, 1 contact: 12.4 %, >1 contact: 74 %

23: 2006−08−14 to 2007−05−15

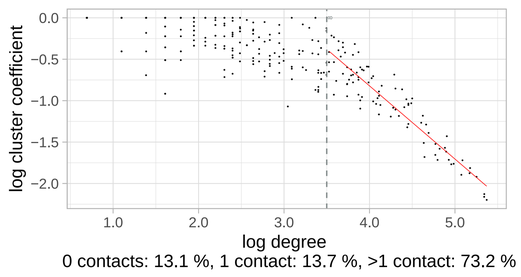

0 contacts: 13.1 %, 1 contact: 13.7 %, >1 contact: 73.2 %

24: 2006−12−29 to 2007−09−29

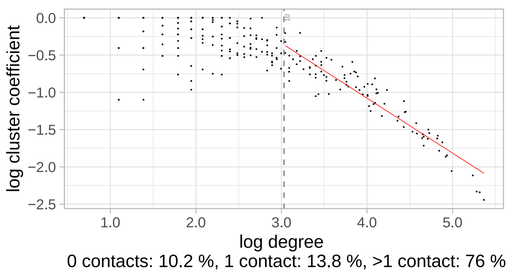

0 contacts: 10.2 %, 1 contact: 13.8 %, >1 contact: 76 %

25: 2007−05−15 to 2008−02−13

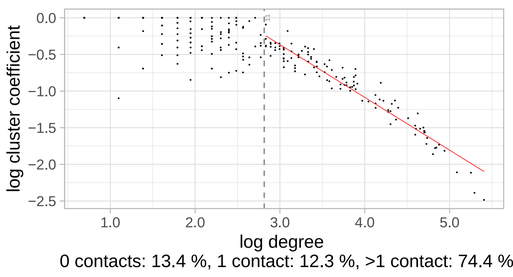

0 contacts: 13.4 %, 1 contact: 12.3 %, >1 contact: 74.4 %

26: 2007−09−29 to 2008−06−29

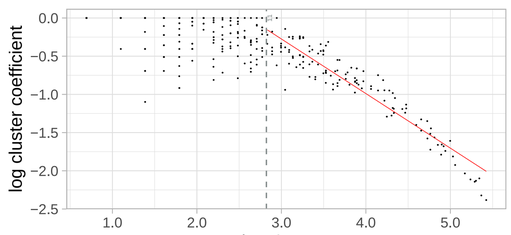

0 contacts: 14.2 %, 1 contact: 11.9 %, >1 contact: 74 %

27: 2008−02−13 to 2008−11−13

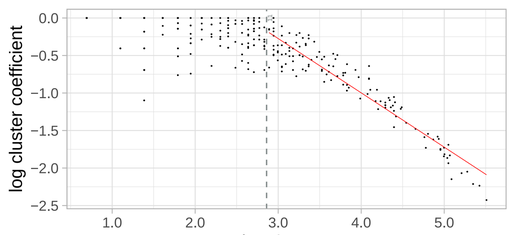

0 contacts: 9.6 %, 1 contact: 13.4 %, >1 contact: 77 %

28: 2008−06−29 to 2009−03−30

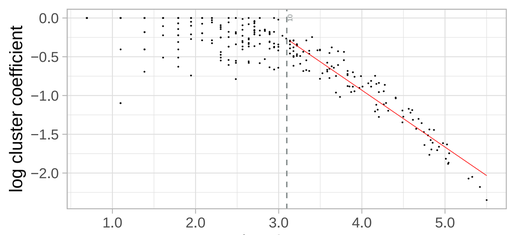

0 contacts: 8.7 %, 1 contact: 11.4 %, >1 contact: 79.9 %

29: 2008−11−13 to 2009−08−14

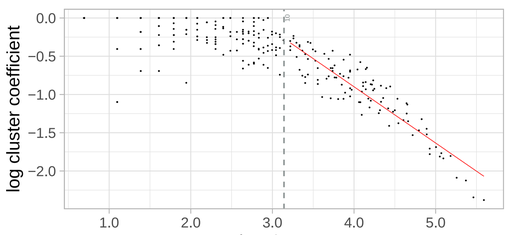

0 contacts: 7.5 %, 1 contact: 11.8 %, >1 contact: 80.8 %

30: 2009−03−30 to 2009−12−29

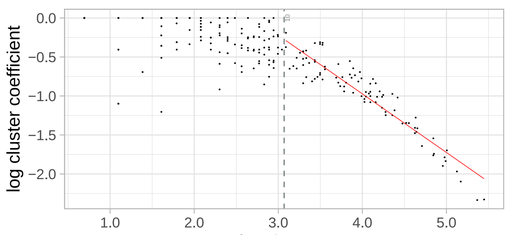

0 contacts: 4.5 %, 1 contact: 12.3 %, >1 contact: 83.3 %

31: 2009−08−14 to 2010−05−15

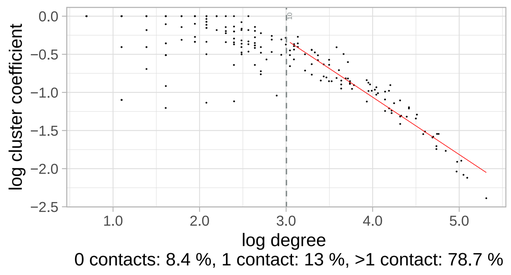

0 contacts: 8.4 %, 1 contact: 13 %, >1 contact: 78.7 %

32: 2009−12−29 to 2010−09−29

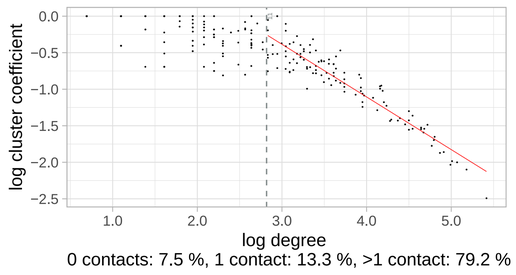

0 contacts: 7.5 %, 1 contact: 13.3 %, >1 contact: 79.2 %

33: 2010−05−15 to 2011−02−13

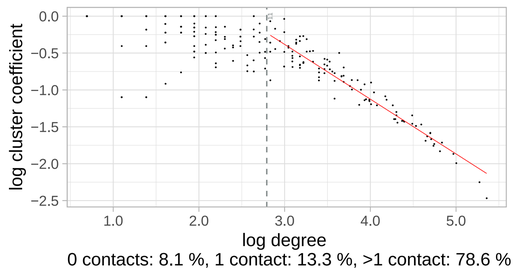

0 contacts: 8.1 %, 1 contact: 13.3 %, >1 contact: 78.6 %

34: 2010−09−29 to 2011−06−30

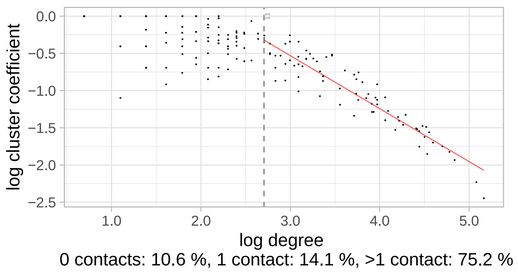

0 contacts: 10.6 %, 1 contact: 14.1 %, >1 contact: 75.2 %

35: 2011−02−13 to 2011−11−14

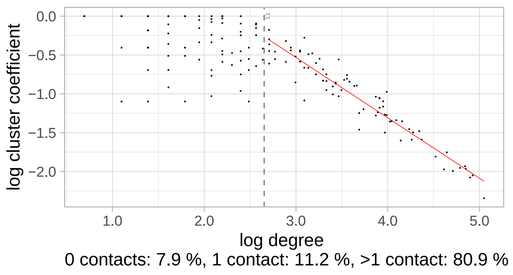

0 contacts: 7.9 %, 1 contact: 11.2 %, >1 contact: 80.9 %

36: 2011−06−30 to 2012−03−30

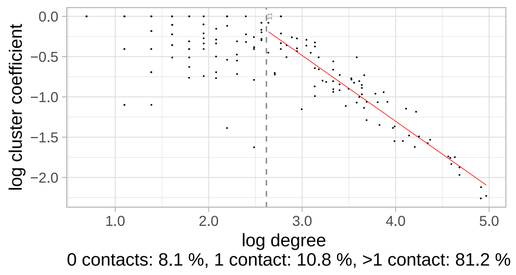

0 contacts: 8.1 %, 1 contact: 10.8 %, >1 contact: 81.2 %

37: 2011−11−14 to 2012−08−14

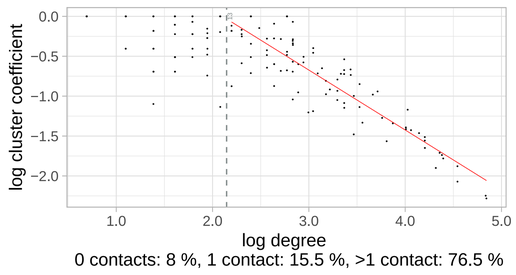

0 contacts: 8 %, 1 contact: 15.5 %, >1 contact: 76.5 %

38: 2012−03−30 to 2012−12−29

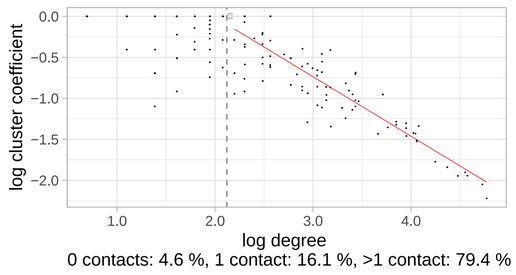

0 contacts: 4.6 %, 1 contact: 16.1 %, >1 contact: 79.4 %

39: 2012−08−14 to 2013−05−15

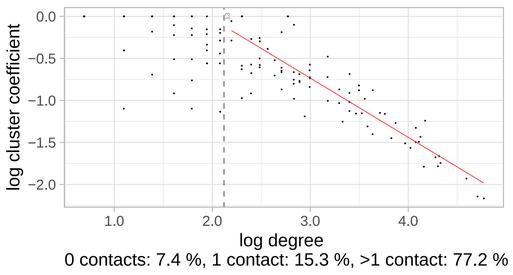

0 contacts: 7.4 %, 1 contact: 15.3 %, >1 contact: 77.2 %

40: 2012−12−29 to 2013−09−29

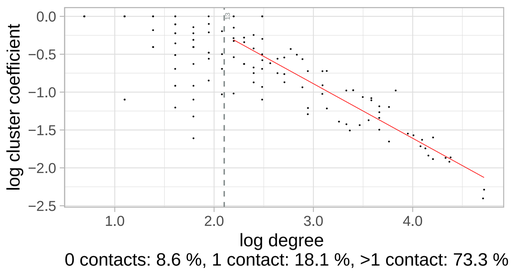

0 contacts: 8.6 %, 1 contact: 18.1 %, >1 contact: 73.3 %

41: 2013−05−15 to 2014−02−12

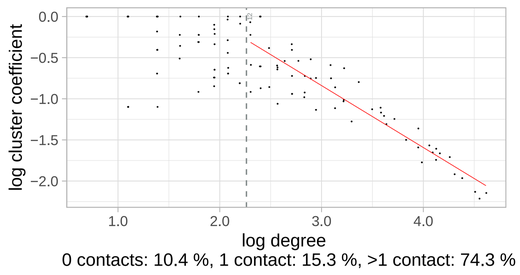

0 contacts: 10.4 %, 1 contact: 15.3 %, >1 contact: 74.3 %

42: 2013−09−29 to 2014−06−29

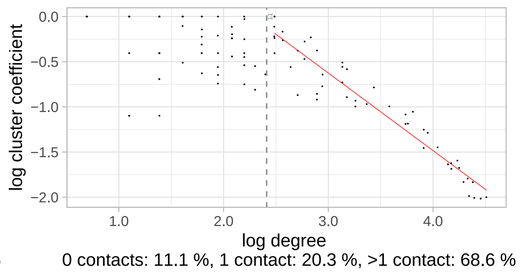

0 contacts: 11.1 %, 1 contact: 20.3 %, >1 contact: 68.6 %

43: 2014−02−12 to 2014−11−13

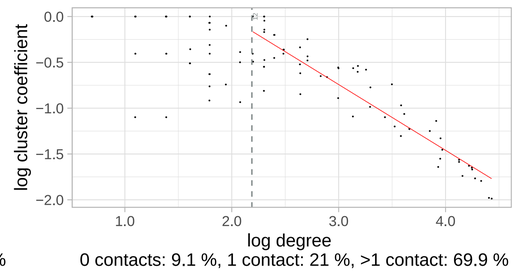

0 contacts: 9.1 %, 1 contact: 21 %, >1 contact: 69.9 %

44: 2014−06−29 to 2015−03−30

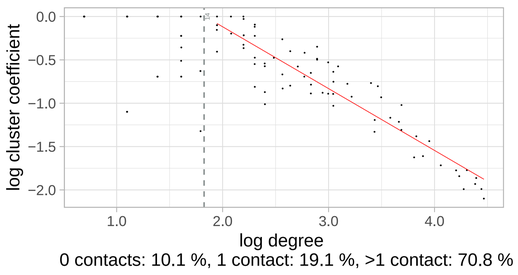

0 contacts: 10.1 %, 1 contact: 19.1 %, >1 contact: 70.8 %

45: 2014−11−13 to 2015−08−14

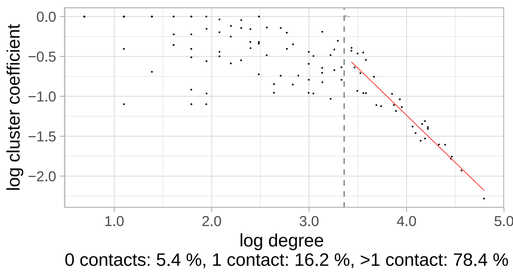

0 contacts: 5.4 %, 1 contact: 16.2 %, >1 contact: 78.4 %

46: 2015−03−30 to 2015−12−29

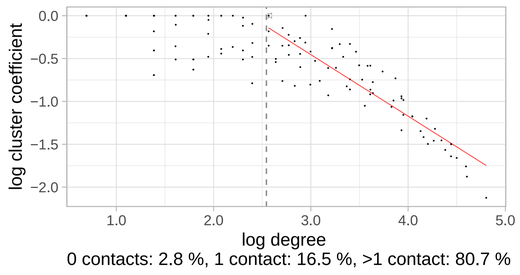

0 contacts: 2.8 %, 1 contact: 16.5 %, >1 contact: 80.7 %

47: 2015−08−14 to 2016−05−14

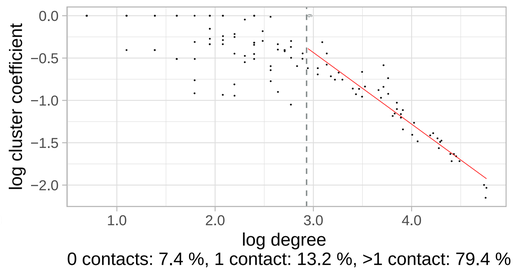

0 contacts: 7.4 %, 1 contact: 13.2 %, >1 contact: 79.4 %

48: 2015−12−29 to 2016−09−28

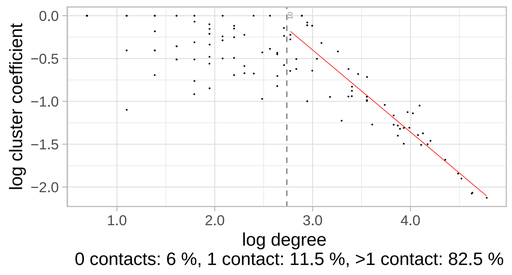

0 contacts: 6 %, 1 contact: 11.5 %, >1 contact: 82.5 %

49: 2016−05−14 to 2017−02−12

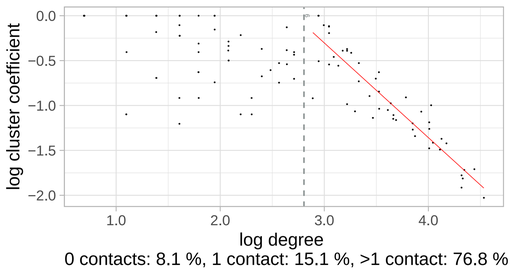

0 contacts: 8.1 %, 1 contact: 15.1 %, >1 contact: 76.8 %

50: 2016−09−28 to 2017−06−29

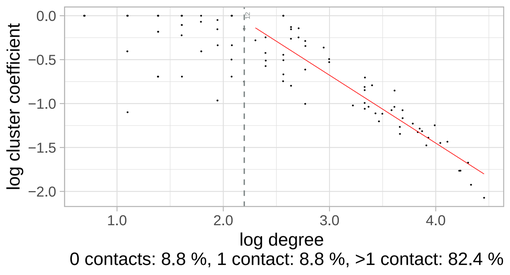

0 contacts: 8.8 %, 1 contact: 8.8 %, >1 contact: 82.4 %

51: 2017−02−12 to 2017−11−13

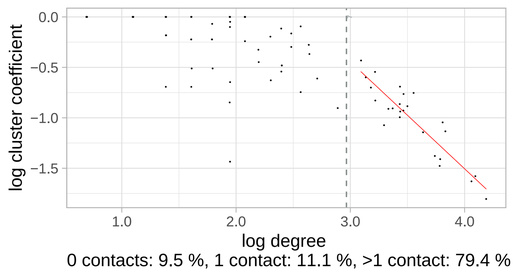

0 contacts: 9.5 %, 1 contact: 11.1 %, >1 contact: 79.4 %

52: 2017−06−29 to 2017−12−21

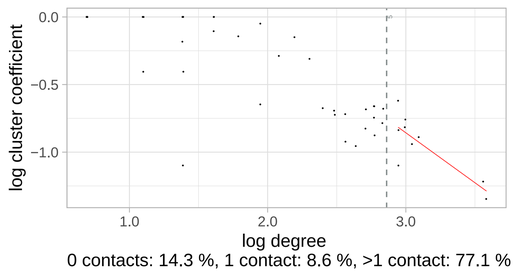

0 contacts: 14.3 %, 1 contact: 8.6 %, >1 contact: 77.1 %