1: 1998−06−29 to 1998−12−29

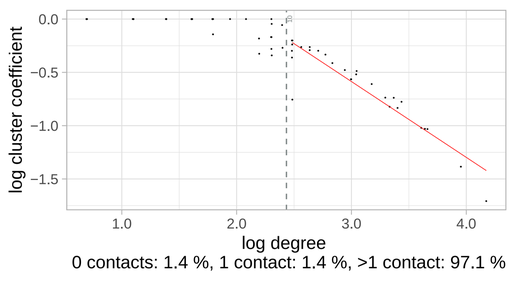

0 contacts: 1.4 %, 1 contact: 1.4 %, >1 contact: 97.1 %

2: 1998−09−29 to 1999−03−30

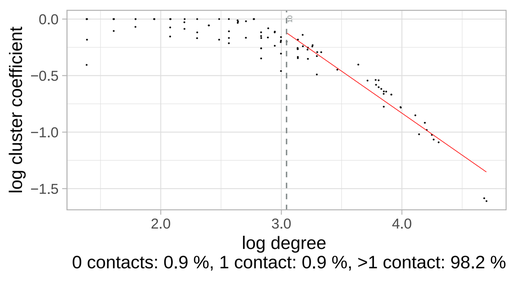

0 contacts: 0.9 %, 1 contact: 0.9 %, >1 contact: 98.2 %

3: 1998−12−29 to 1999−06−30

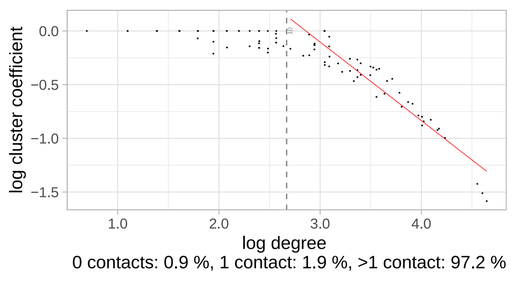

0 contacts: 0.9 %, 1 contact: 1.9 %, >1 contact: 97.2 %

4: 1999−03−30 to 1999−09−29

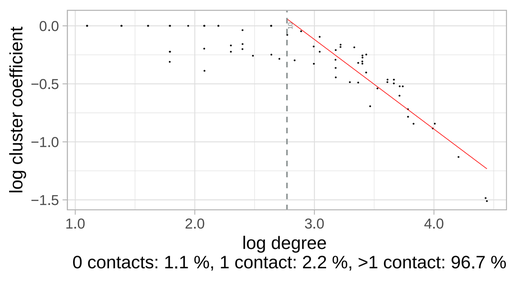

0 contacts: 1.1 %, 1 contact: 2.2 %, >1 contact: 96.7 %

5: 1999−06−30 to 1999−12−29

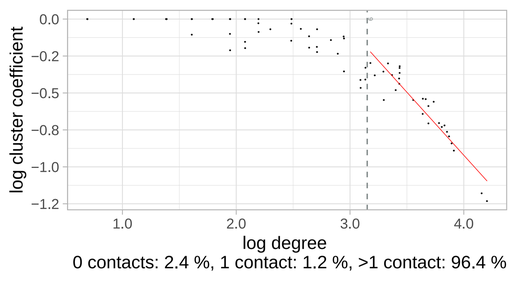

0 contacts: 2.4 %, 1 contact: 1.2 %, >1 contact: 96.4 %

6: 1999−09−29 to 2000−03−30

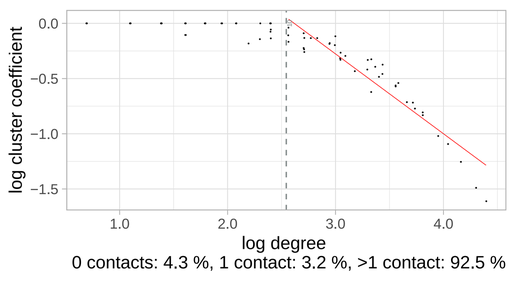

0 contacts: 4.3 %, 1 contact: 3.2 %, >1 contact: 92.5 %

7: 1999−12−29 to 2000−06−29

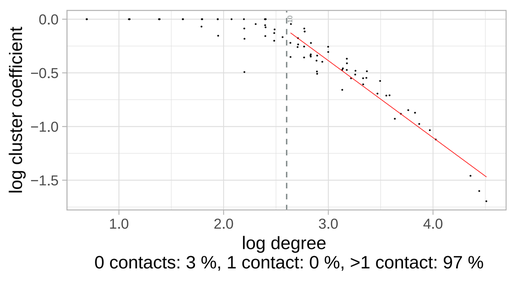

0 contacts: 3 %, 1 contact: 0 %, >1 contact: 97 %

8: 2000−03−30 to 2000−09−28

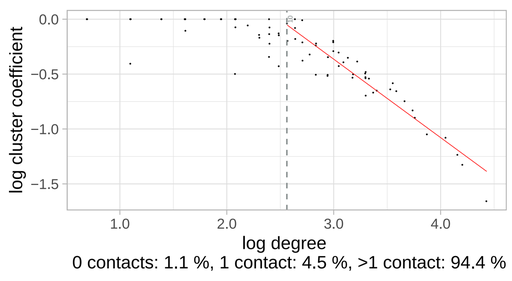

0 contacts: 1.1 %, 1 contact: 4.5 %, >1 contact: 94.4 %

9: 2000−06−29 to 2000−12−29

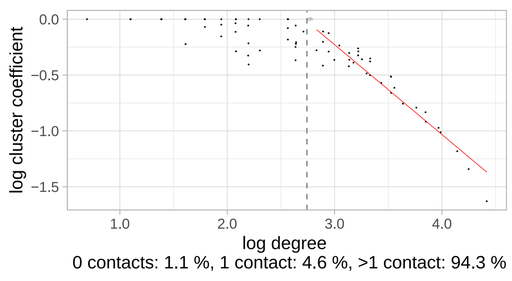

0 contacts: 1.1 %, 1 contact: 4.6 %, >1 contact: 94.3 %

10: 2000−09−28 to 2001−03−30

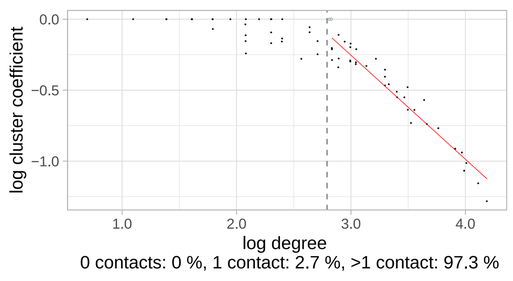

0 contacts: 0 %, 1 contact: 2.7 %, >1 contact: 97.3 %

11: 2000−12−29 to 2001−06−29

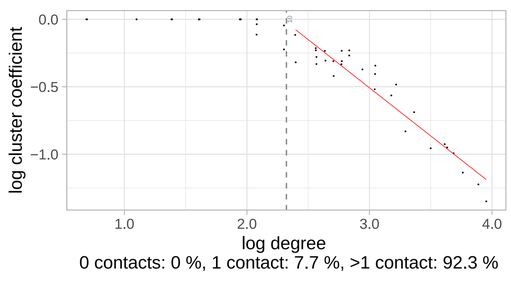

0 contacts: 0 %, 1 contact: 7.7 %, >1 contact: 92.3 %

12: 2001−03−30 to 2001−09−29

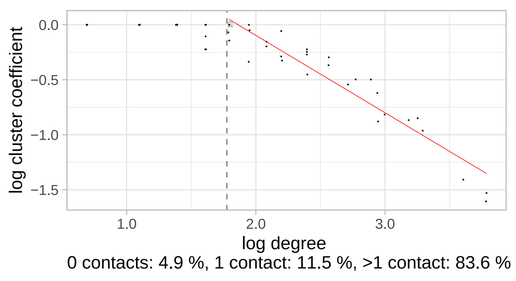

0 contacts: 4.9 %, 1 contact: 11.5 %, >1 contact: 83.6 %

13: 2001−06−29 to 2001−12−29

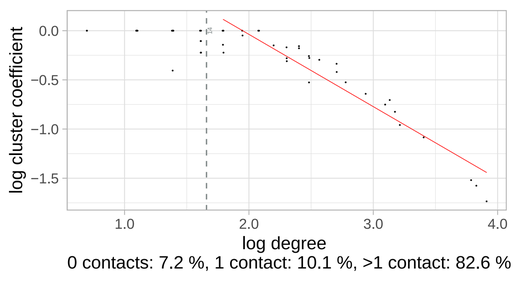

0 contacts: 7.2 %, 1 contact: 10.1 %, >1 contact: 82.6 %

14: 2001−09−29 to 2002−03−30

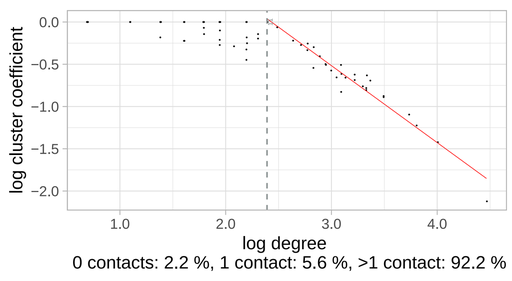

0 contacts: 2.2 %, 1 contact: 5.6 %, >1 contact: 92.2 %

15: 2001−12−29 to 2002−06−29

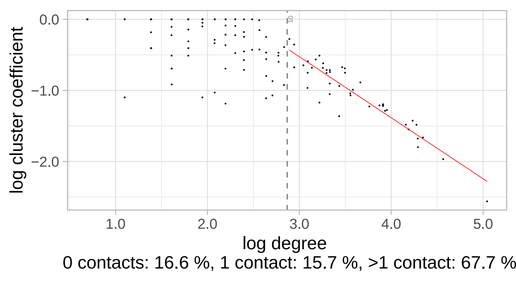

0 contacts: 16.6 %, 1 contact: 15.7 %, >1 contact: 67.7 %

16: 2002−03−30 to 2002−09−29

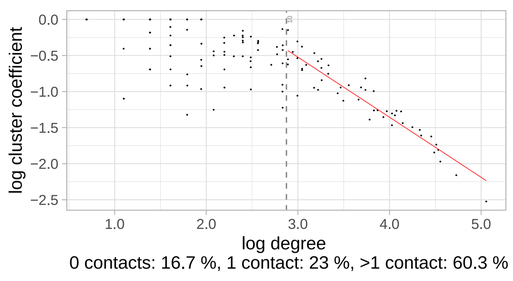

0 contacts: 16.7 %, 1 contact: 23 %, >1 contact: 60.3 %

17: 2002−06−29 to 2002−12−29

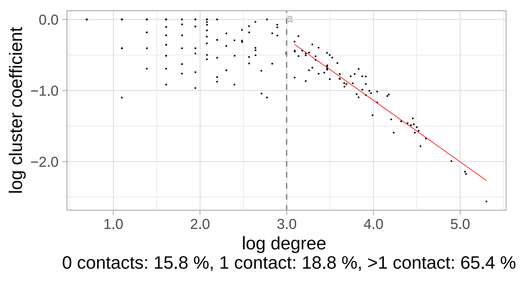

0 contacts: 15.8 %, 1 contact: 18.8 %, >1 contact: 65.4 %

18: 2002−09−29 to 2003−03−30

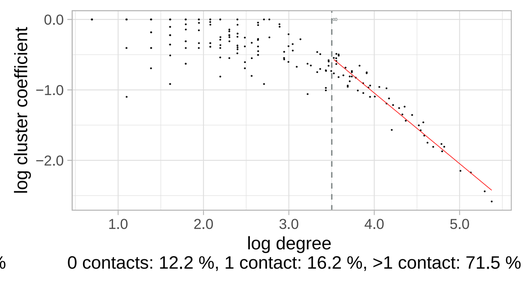

0 contacts: 12.2 %, 1 contact: 16.2 %, >1 contact: 71.5 %

19: 2002−12−29 to 2003−06−30

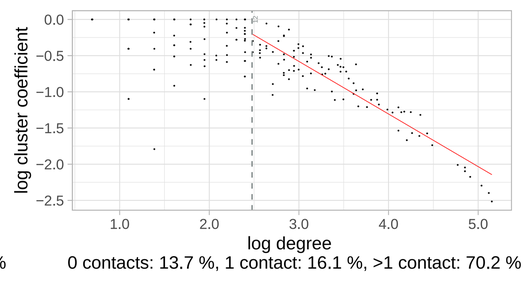

0 contacts: 13.7 %, 1 contact: 16.1 %, >1 contact: 70.2 %

20: 2003−03−30 to 2003−09−29

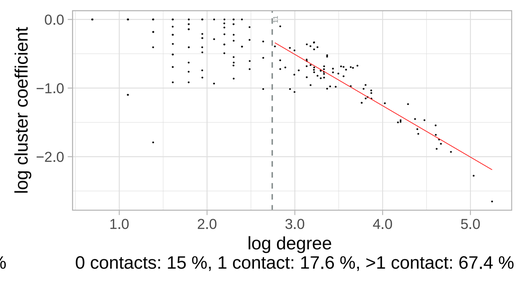

0 contacts: 15 %, 1 contact: 17.6 %, >1 contact: 67.4 %

21: 2003−06−30 to 2003−12−29

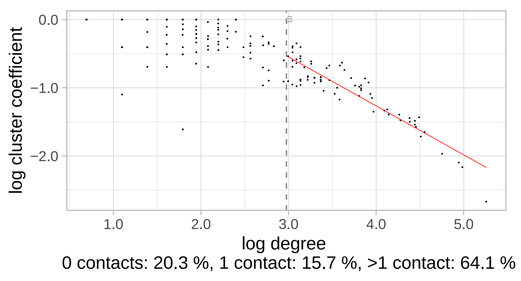

0 contacts: 20.3 %, 1 contact: 15.7 %, >1 contact: 64.1 %

22: 2003−09−29 to 2004−03−30

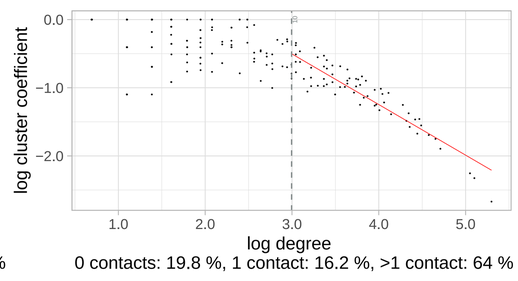

0 contacts: 19.8 %, 1 contact: 16.2 %, >1 contact: 64 %

23: 2003−12−29 to 2004−06−29

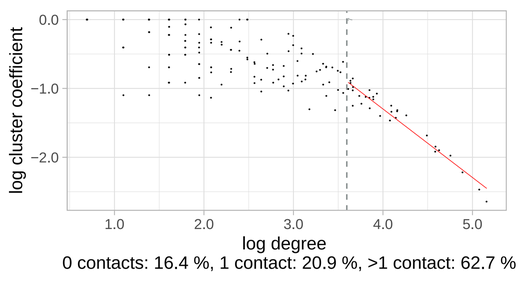

0 contacts: 16.4 %, 1 contact: 20.9 %, >1 contact: 62.7 %

24: 2004−03−30 to 2004−09−28

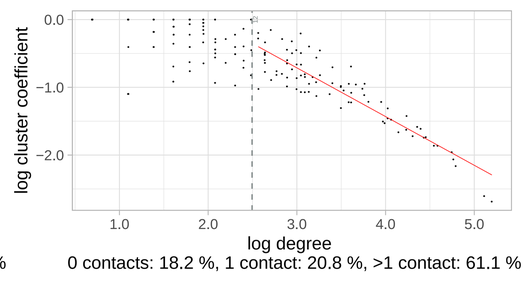

0 contacts: 18.2 %, 1 contact: 20.8 %, >1 contact: 61.1 %

25: 2004−06−29 to 2004−12−29

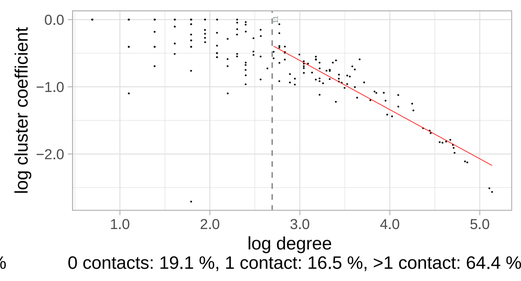

0 contacts: 19.1 %, 1 contact: 16.5 %, >1 contact: 64.4 %

26: 2004−09−28 to 2005−03−30

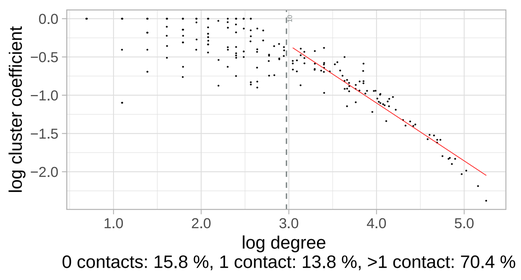

0 contacts: 15.8 %, 1 contact: 13.8 %, >1 contact: 70.4 %

27: 2004−12−29 to 2005−06−29

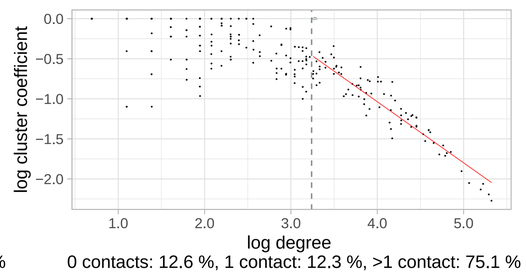

0 contacts: 12.6 %, 1 contact: 12.3 %, >1 contact: 75.1 %

28: 2005−03−30 to 2005−09−29

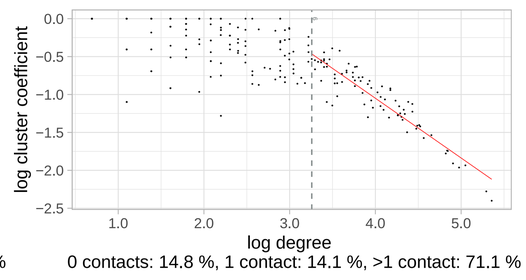

0 contacts: 14.8 %, 1 contact: 14.1 %, >1 contact: 71.1 %

29: 2005−06−29 to 2005−12−29

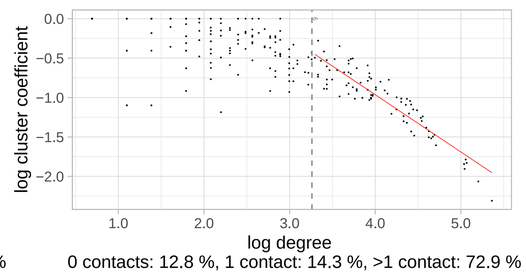

0 contacts: 12.8 %, 1 contact: 14.3 %, >1 contact: 72.9 %

30: 2005−09−29 to 2006−03−30

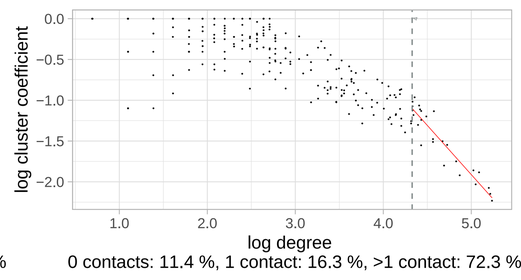

0 contacts: 11.4 %, 1 contact: 16.3 %, >1 contact: 72.3 %

31: 2005−12−29 to 2006−06−29

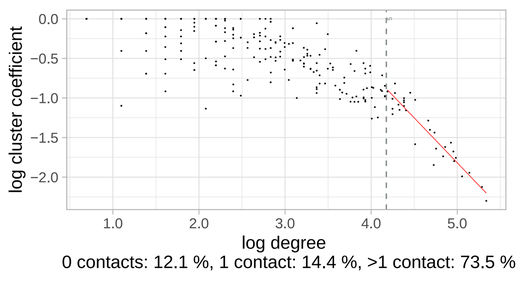

0 contacts: 12.1 %, 1 contact: 14.4 %, >1 contact: 73.5 %

32: 2006−03−30 to 2006−09−29

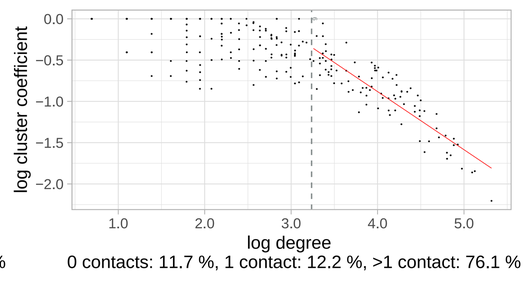

0 contacts: 11.7 %, 1 contact: 12.2 %, >1 contact: 76.1 %

33: 2006−06−29 to 2006−12−29

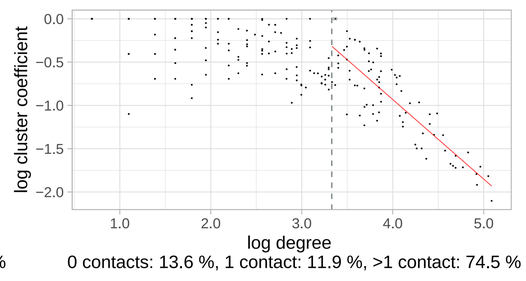

0 contacts: 13.6 %, 1 contact: 11.9 %, >1 contact: 74.5 %

34: 2006−09−29 to 2007−03−30

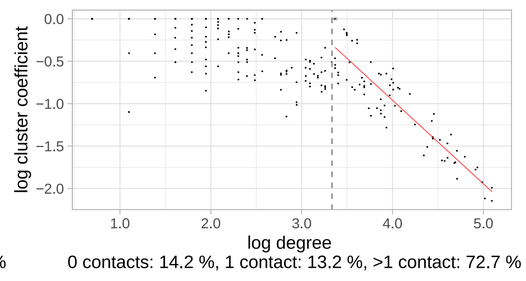

0 contacts: 14.2 %, 1 contact: 13.2 %, >1 contact: 72.7 %

35: 2006−12−29 to 2007−06−30

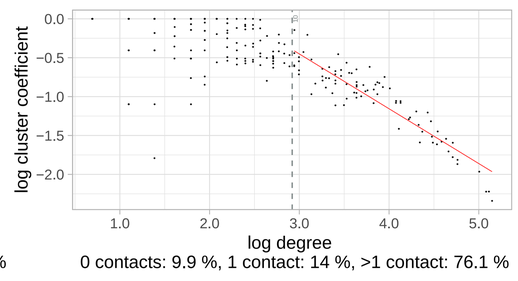

0 contacts: 9.9 %, 1 contact: 14 %, >1 contact: 76.1 %

36: 2007−03−30 to 2007−09−29

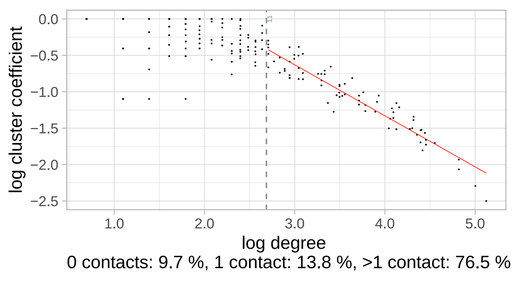

0 contacts: 9.7 %, 1 contact: 13.8 %, >1 contact: 76.5 %

37: 2007−06−30 to 2007−12−29

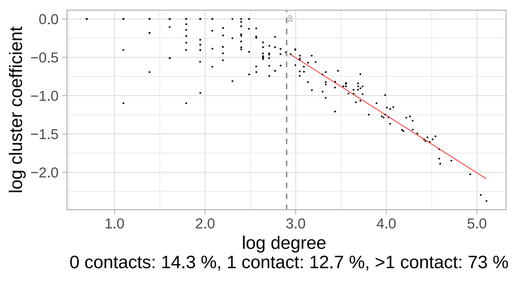

0 contacts: 14.3 %, 1 contact: 12.7 %, >1 contact: 73 %

38: 2007−09−29 to 2008−03−30

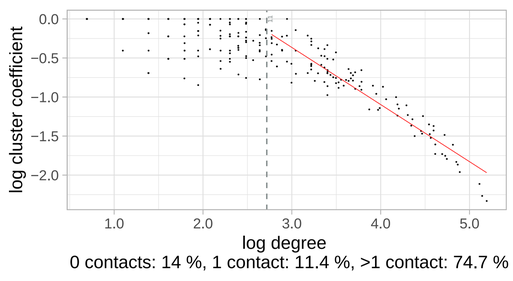

0 contacts: 14 %, 1 contact: 11.4 %, >1 contact: 74.7 %

39: 2007−12−29 to 2008−06−29

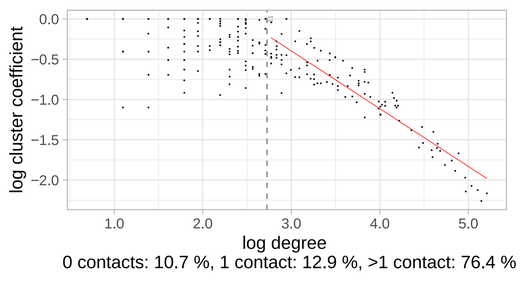

0 contacts: 10.7 %, 1 contact: 12.9 %, >1 contact: 76.4 %

40: 2008−03−30 to 2008−09−28

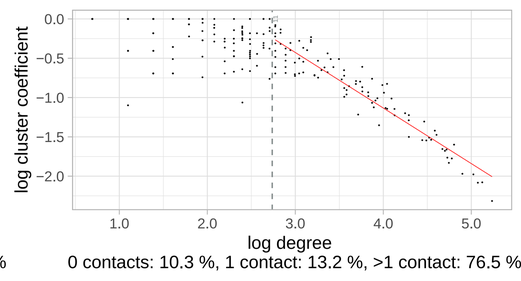

0 contacts: 10.3 %, 1 contact: 13.2 %, >1 contact: 76.5 %

41: 2008−06−29 to 2008−12−29

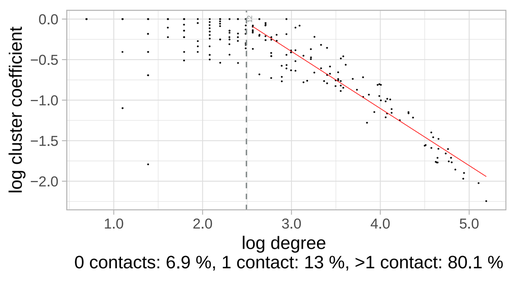

0 contacts: 6.9 %, 1 contact: 13 %, >1 contact: 80.1 %

42: 2008−09−28 to 2009−03−30

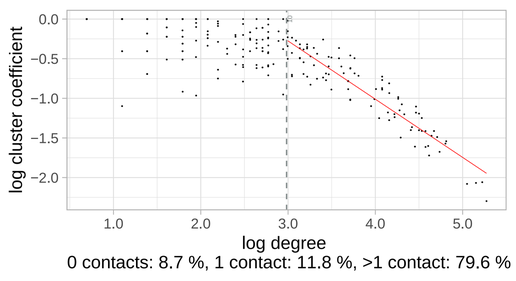

0 contacts: 8.7 %, 1 contact: 11.8 %, >1 contact: 79.6 %

43: 2008−12−29 to 2009−06−29

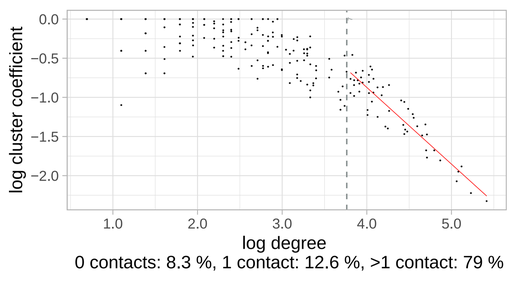

0 contacts: 8.3 %, 1 contact: 12.6 %, >1 contact: 79 %

44: 2009−03−30 to 2009−09−29

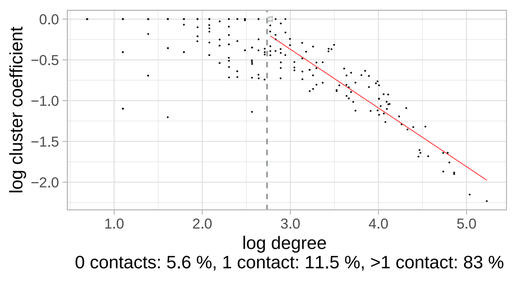

0 contacts: 5.6 %, 1 contact: 11.5 %, >1 contact: 83 %

45: 2009−06−29 to 2009−12−29

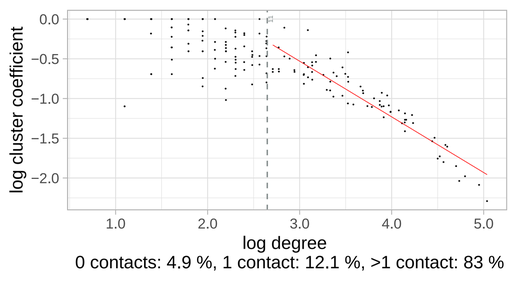

0 contacts: 4.9 %, 1 contact: 12.1 %, >1 contact: 83 %

46: 2009−09−29 to 2010−03−30

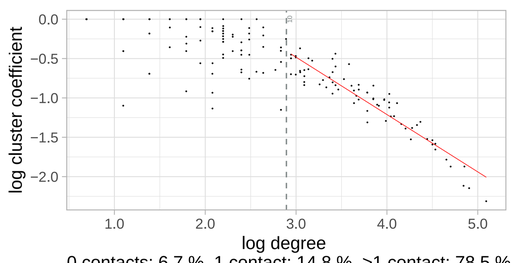

0 contacts: 6.7 %, 1 contact: 14.8 %, >1 contact: 78.5 %

47: 2009−12−29 to 2010−06−29

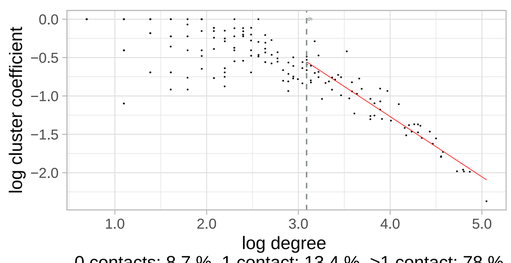

0 contacts: 8.7 %, 1 contact: 13.4 %, >1 contact: 78 %

48: 2010−03−30 to 2010−09−29

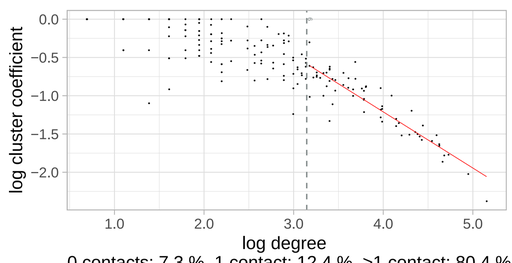

0 contacts: 7.3 %, 1 contact: 12.4 %, >1 contact: 80.4 %

49: 2010−06−29 to 2010−12−29

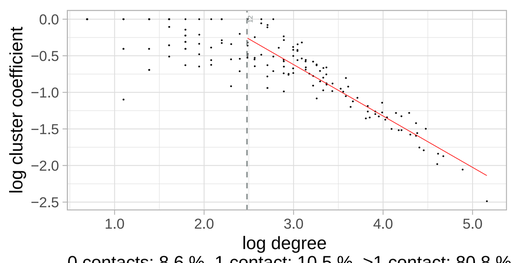

0 contacts: 8.6 %, 1 contact: 10.5 %, >1 contact: 80.8 %

50: 2010−09−29 to 2011−03−30

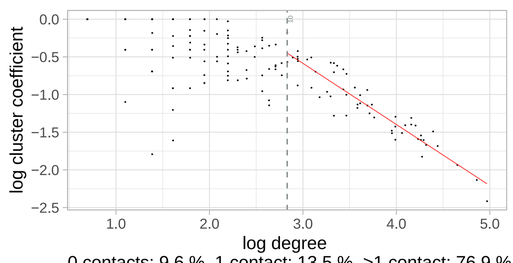

0 contacts: 9.6 %, 1 contact: 13.5 %, >1 contact: 76.9 %

51: 2010−12−29 to 2011−06−30

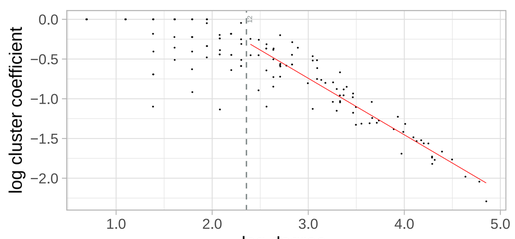

0 contacts: 10.2 %, 1 contact: 15.2 %, >1 contact: 74.6 %

52: 2011−03−30 to 2011−09−29

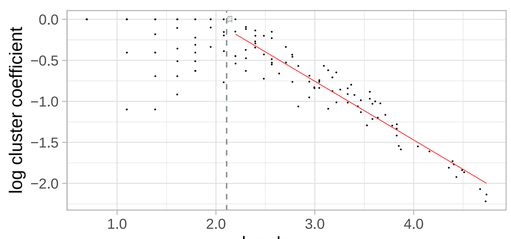

0 contacts: 8.8 %, 1 contact: 12 %, >1 contact: 79.3 %

53: 2011−06−30 to 2011−12−29

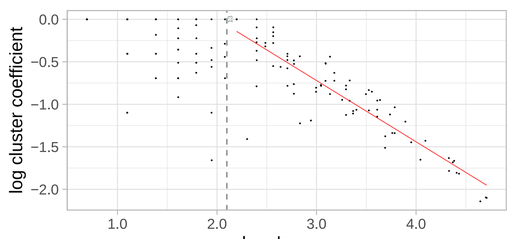

0 contacts: 7.7 %, 1 contact: 10.3 %, >1 contact: 82.1 %

54: 2011−09−29 to 2012−03−30

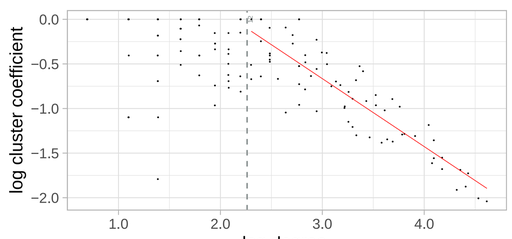

0 contacts: 8.6 %, 1 contact: 14.8 %, >1 contact: 76.7 %

55: 2011−12−29 to 2012−06−29

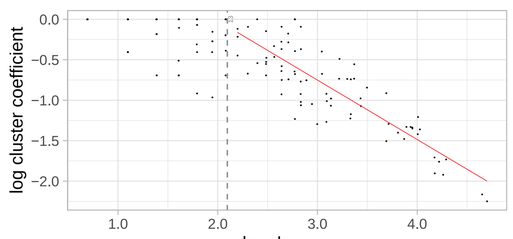

0 contacts: 8.3 %, 1 contact: 13.4 %, >1 contact: 78.3 %

56: 2012−03−30 to 2012−09−28

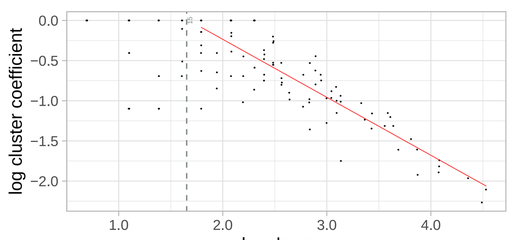

0 contacts: 8.1 %, 1 contact: 16.7 %, >1 contact: 75.3 %

57: 2012−06−29 to 2012−12−29

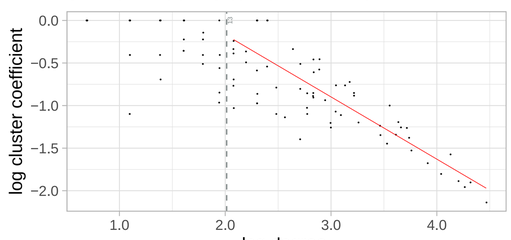

0 contacts: 4.3 %, 1 contact: 18.4 %, >1 contact: 77.3 %

58: 2012−09−28 to 2013−03−30

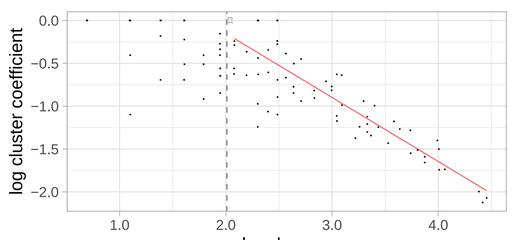

0 contacts: 6.8 %, 1 contact: 11.8 %, >1 contact: 81.4 %

59: 2012−12−29 to 2013−06−29

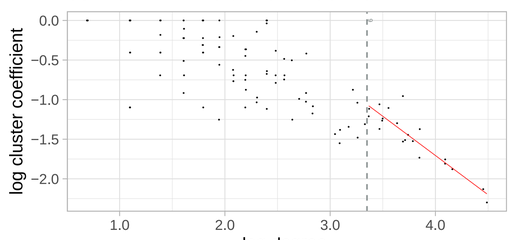

0 contacts: 11 %, 1 contact: 16 %, >1 contact: 72.9 %

60: 2013−03−30 to 2013−09−29

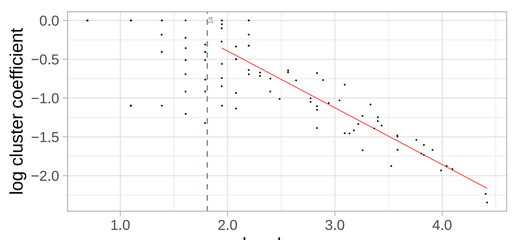

0 contacts: 8.8 %, 1 contact: 18.1 %, >1 contact: 73.1 %

61: 2013−06−29 to 2013−12−29

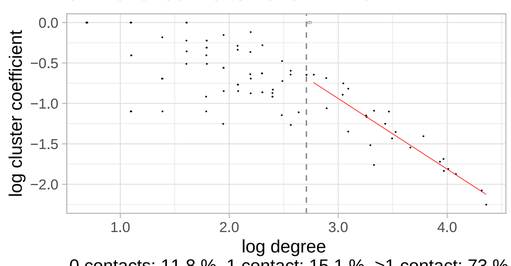

0 contacts: 11.8 %, 1 contact: 15.1 %, >1 contact: 73 %

62: 2013−09−29 to 2014−03−30

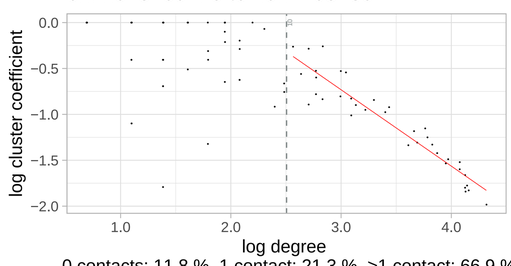

0 contacts: 11.8 %, 1 contact: 21.3 %, >1 contact: 66.9 %

63: 2013−12−29 to 2014−06−29

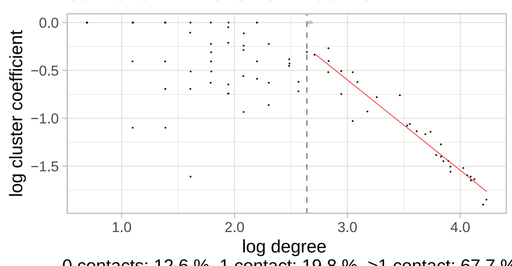

0 contacts: 12.6 %, 1 contact: 19.8 %, >1 contact: 67.7 %

64: 2014−03−30 to 2014−09−29

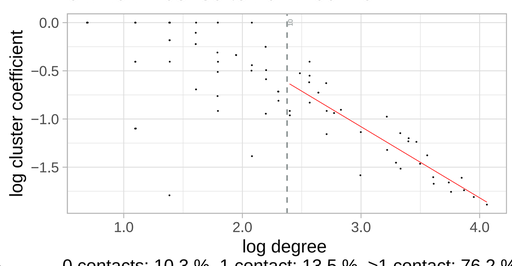

0 contacts: 10.3 %, 1 contact: 13.5 %, >1 contact: 76.2 %

65: 2014−06−29 to 2014−12−29

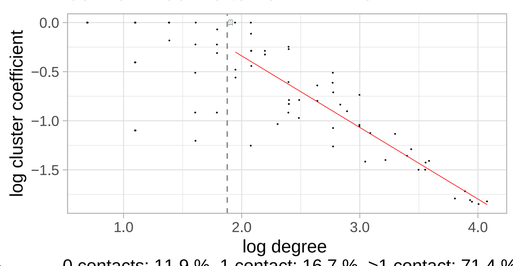

0 contacts: 11.9 %, 1 contact: 16.7 %, >1 contact: 71.4 %

66: 2014−09−29 to 2015−03−30

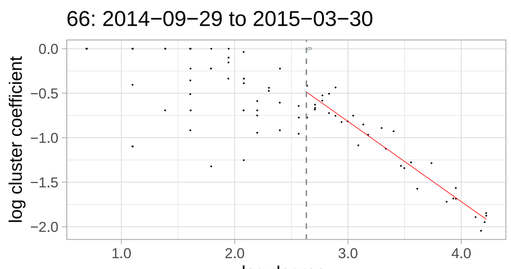

0 contacts: 10.3 %, 1 contact: 19.4 %, >1 contact: 70.3 %

67: 2014−12−29 to 2015−06−30

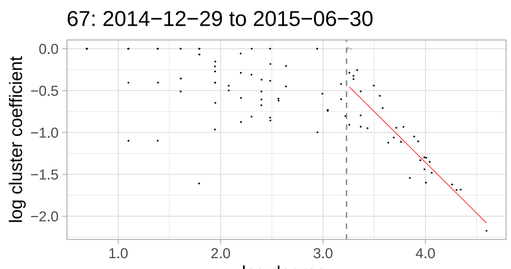

0 contacts: 6.9 %, 1 contact: 15.1 %, >1 contact: 78 %

68: 2015−03−30 to 2015−09−29

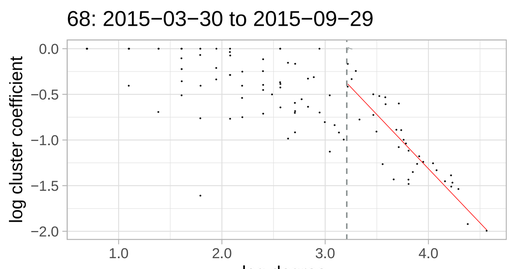

0 contacts: 2.1 %, 1 contact: 13.7 %, >1 contact: 84.2 %

69: 2015−06−30 to 2015−12−29

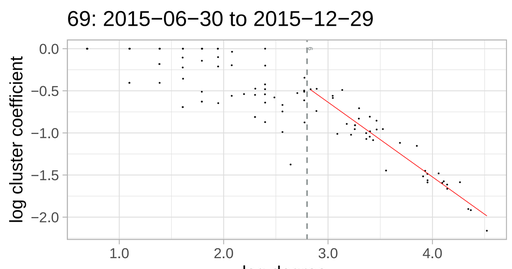

0 contacts: 3.3 %, 1 contact: 16.6 %, >1 contact: 80.1 %

70: 2015−09−29 to 2016−03−30

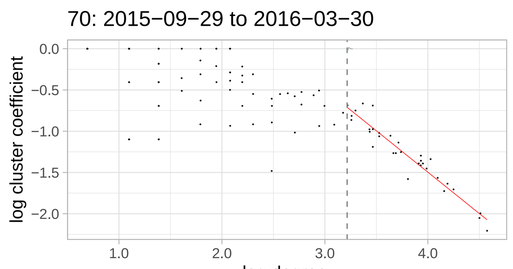

0 contacts: 6.5 %, 1 contact: 11.7 %, >1 contact: 81.8 %

71: 2015−12−29 to 2016−06−29

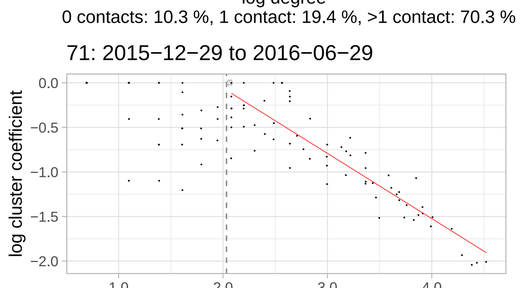

0 contacts: 5.9 %, 1 contact: 14.4 %, >1 contact: 79.7 %

72: 2016−03−30 to 2016−09−28

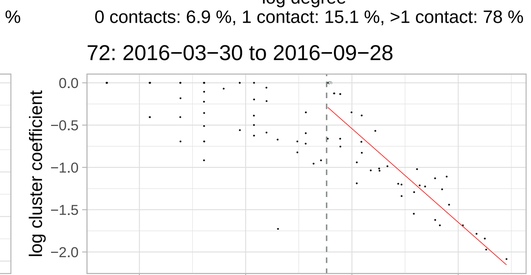

0 contacts: 7 %, 1 contact: 12.7 %, >1 contact: 80.3 %

73: 2016−06−29 to 2016−12−29

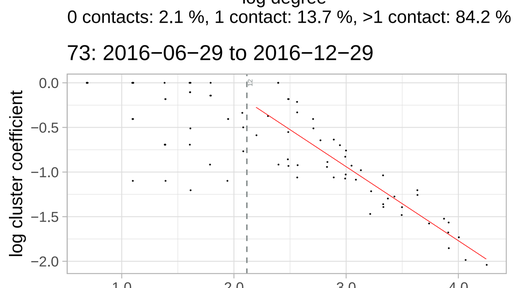

0 contacts: 8.2 %, 1 contact: 12.7 %, >1 contact: 79.1 %

74: 2016−09−28 to 2017−03−30

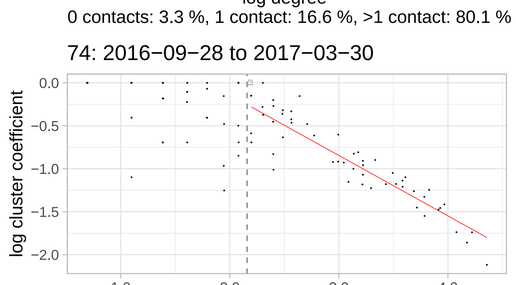

0 contacts: 9.6 %, 1 contact: 12.7 %, >1 contact: 77.7 %

75: 2016−12−29 to 2017−06−29

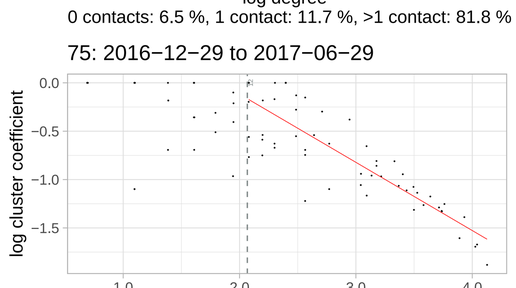

0 contacts: 9.6 %, 1 contact: 11.8 %, >1 contact: 78.7 %

76: 2017−03−30 to 2017−09−29

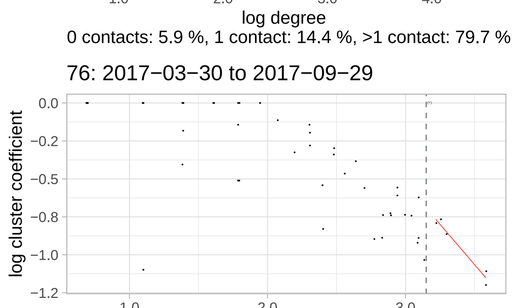

0 contacts: 11.8 %, 1 contact: 3.9 %, >1 contact: 84.2 %

77: 2017−06−29 to 2017−12−21

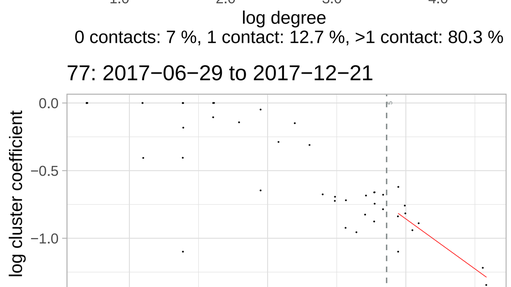

0 contacts: 14.3 %, 1 contact: 8.6 %, >1 contact: 77.1 %