2: 2008−07−09 to 2008−10−09

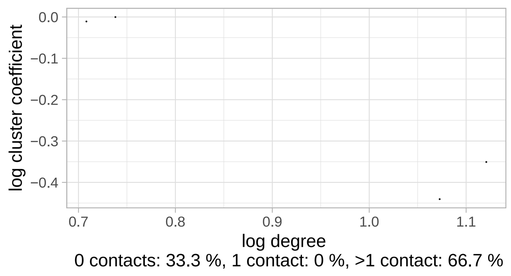

0 contacts: 33.3 %, 1 contact: 0 %, >1 contact: 66.7 %

3: 2008−08−24 to 2008−11−23

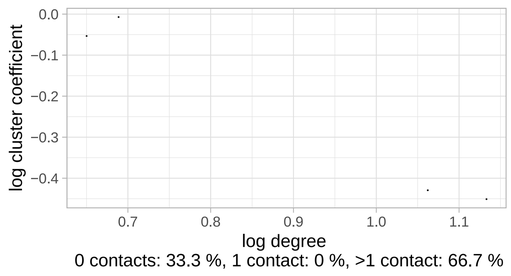

0 contacts: 33.3 %, 1 contact: 0 %, >1 contact: 66.7 %

6: 2009−01−08 to 2009−04−09

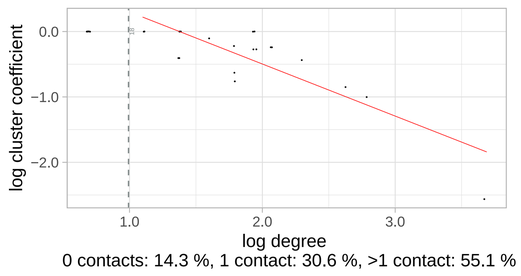

0 contacts: 14.3 %, 1 contact: 30.6 %, >1 contact: 55.1 %

7: 2009−02−23 to 2009−05−25

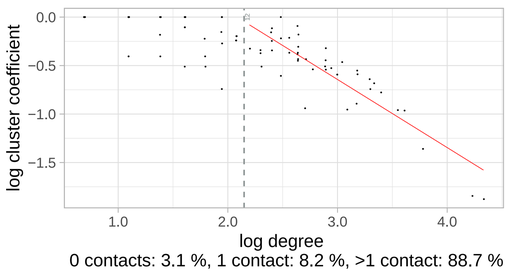

0 contacts: 3.1 %, 1 contact: 8.2 %, >1 contact: 88.7 %

8: 2009−04−09 to 2009−07−10

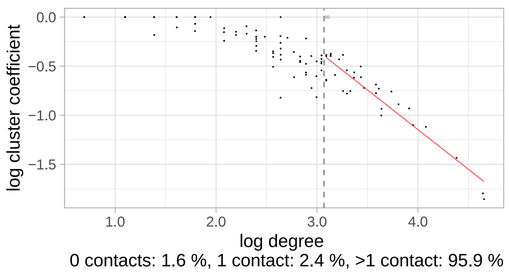

0 contacts: 1.6 %, 1 contact: 2.4 %, >1 contact: 95.9 %

9: 2009−05−25 to 2009−08−24

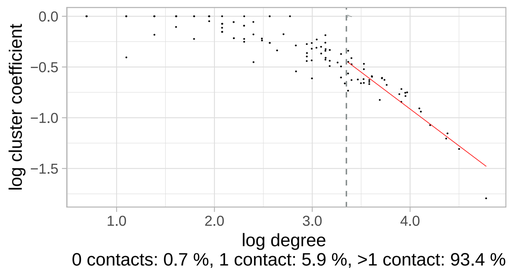

0 contacts: 0.7 %, 1 contact: 5.9 %, >1 contact: 93.4 %

10: 2009−07−10 to 2009−10−09

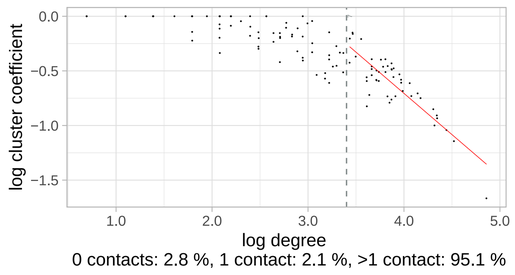

0 contacts: 2.8 %, 1 contact: 2.1 %, >1 contact: 95.1 %

11: 2009−08−24 to 2009−11−23

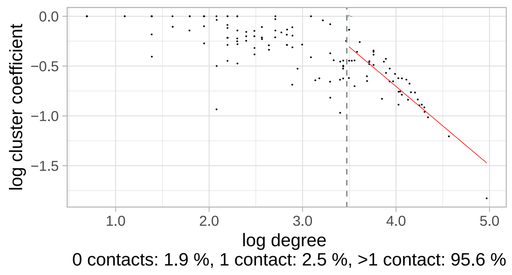

0 contacts: 1.9 %, 1 contact: 2.5 %, >1 contact: 95.6 %

12: 2009−10−09 to 2010−01−08

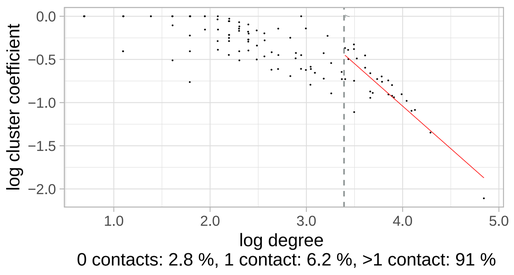

0 contacts: 2.8 %, 1 contact: 6.2 %, >1 contact: 91 %

13: 2009−11−23 to 2010−02−23

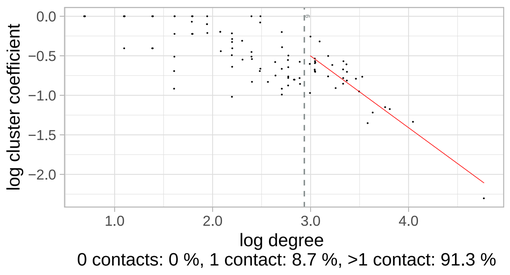

0 contacts: 0 %, 1 contact: 8.7 %, >1 contact: 91.3 %

14: 2010−01−08 to 2010−04−09

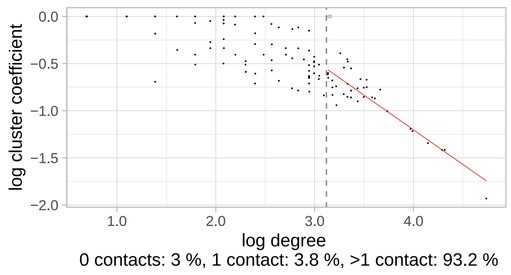

0 contacts: 3 %, 1 contact: 3.8 %, >1 contact: 93.2 %

15: 2010−02−23 to 2010−05−25

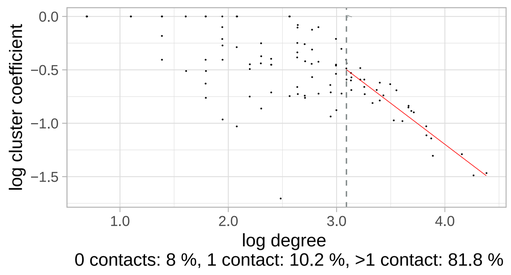

0 contacts: 8 %, 1 contact: 10.2 %, >1 contact: 81.8 %

16: 2010−04−09 to 2010−07−10

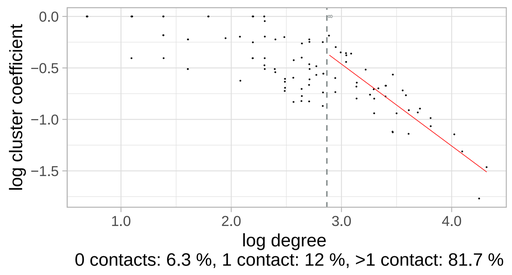

0 contacts: 6.3 %, 1 contact: 12 %, >1 contact: 81.7 %

17: 2010−05−25 to 2010−08−24

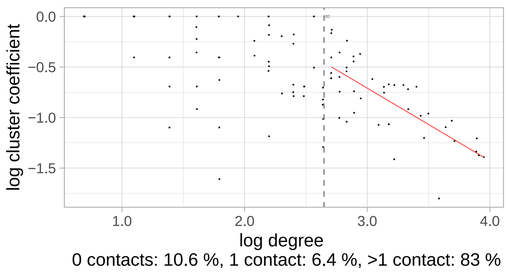

0 contacts: 10.6 %, 1 contact: 6.4 %, >1 contact: 83 %

18: 2010−07−10 to 2010−10−09

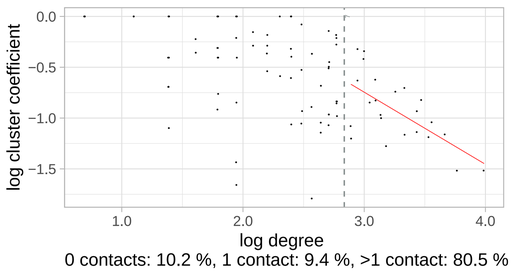

0 contacts: 10.2 %, 1 contact: 9.4 %, >1 contact: 80.5 %

19: 2010−08−24 to 2010−11−24

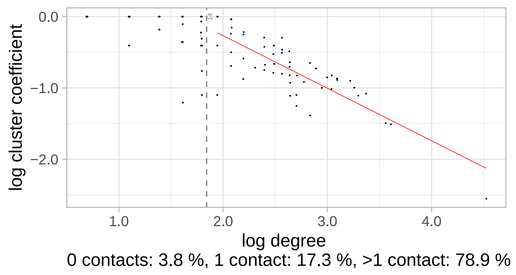

0 contacts: 3.8 %, 1 contact: 17.3 %, >1 contact: 78.9 %

20: 2010−10−09 to 2011−01−08

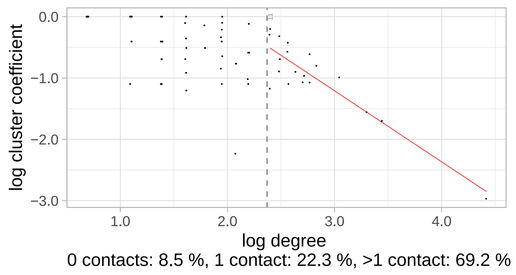

0 contacts: 8.5 %, 1 contact: 22.3 %, >1 contact: 69.2 %

21: 2010−11−24 to 2011−02−23

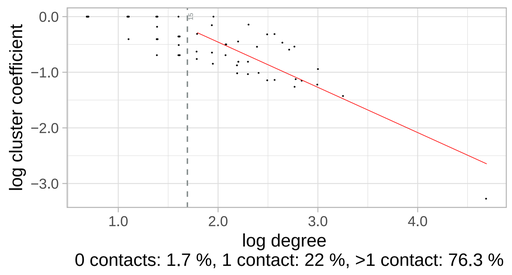

0 contacts: 1.7 %, 1 contact: 22 %, >1 contact: 76.3 %

22: 2011−01−08 to 2011−04−10

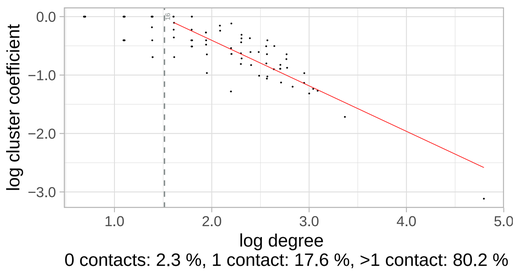

0 contacts: 2.3 %, 1 contact: 17.6 %, >1 contact: 80.2 %

23: 2011−02−23 to 2011−05−25

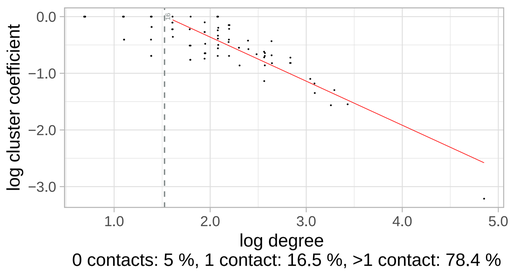

0 contacts: 5 %, 1 contact: 16.5 %, >1 contact: 78.4 %

24: 2011−04−10 to 2011−07−10

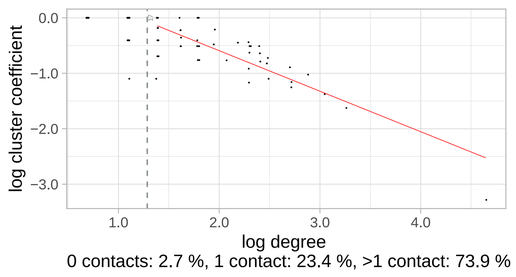

0 contacts: 2.7 %, 1 contact: 23.4 %, >1 contact: 73.9 %

25: 2011−05−25 to 2011−08−25

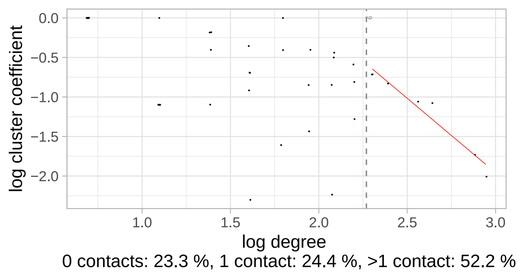

0 contacts: 23.3 %, 1 contact: 24.4 %, >1 contact: 52.2 %

26: 2011−07−10 to 2011−10−09

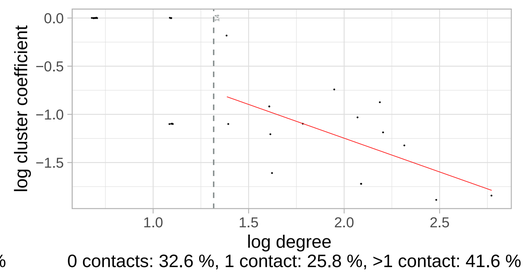

0 contacts: 32.6 %, 1 contact: 25.8 %, >1 contact: 41.6 %

27: 2011−08−25 to 2011−11−24

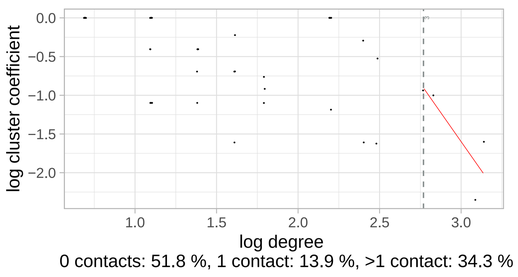

0 contacts: 51.8 %, 1 contact: 13.9 %, >1 contact: 34.3 %

28: 2011−10−09 to 2012−01−09

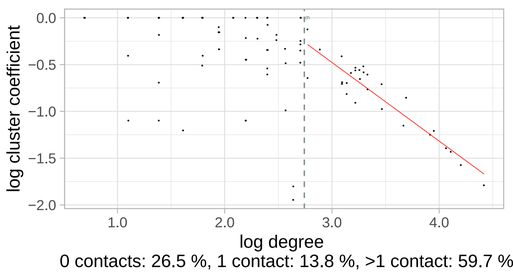

0 contacts: 26.5 %, 1 contact: 13.8 %, >1 contact: 59.7 %

29: 2011−11−24 to 2012−02−23

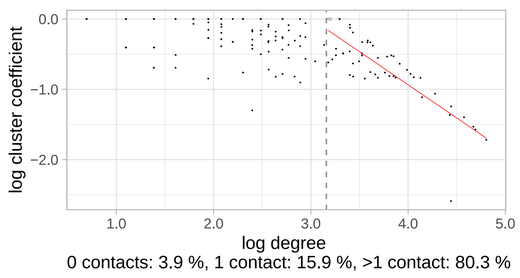

0 contacts: 3.9 %, 1 contact: 15.9 %, >1 contact: 80.3 %

30: 2012−01−09 to 2012−04−09

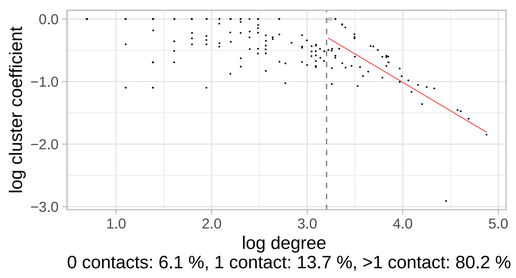

0 contacts: 6.1 %, 1 contact: 13.7 %, >1 contact: 80.2 %

31: 2012−02−23 to 2012−05−25

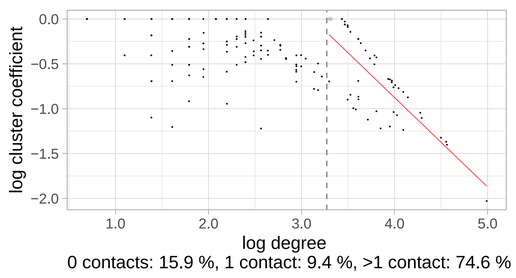

0 contacts: 15.9 %, 1 contact: 9.4 %, >1 contact: 74.6 %

32: 2012−04−09 to 2012−07−09

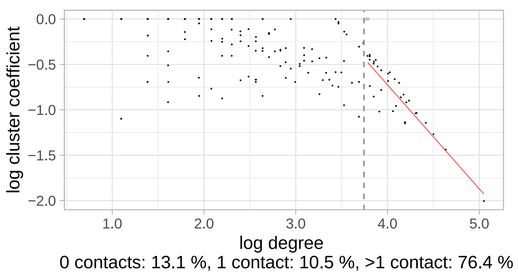

0 contacts: 13.1 %, 1 contact: 10.5 %, >1 contact: 76.4 %

33: 2012−05−25 to 2012−08−24

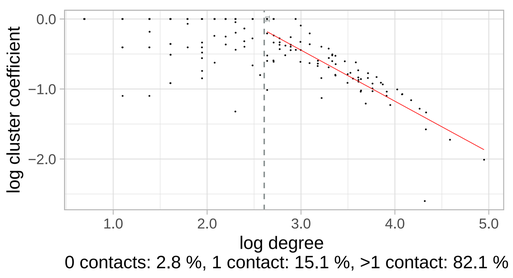

0 contacts: 2.8 %, 1 contact: 15.1 %, >1 contact: 82.1 %

34: 2012−07−09 to 2012−10−09

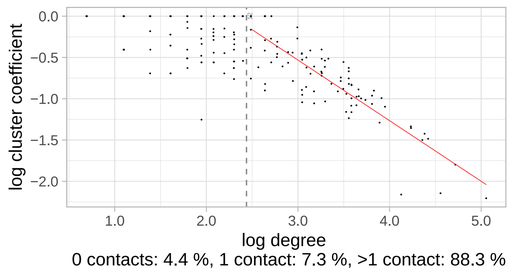

0 contacts: 4.4 %, 1 contact: 7.3 %, >1 contact: 88.3 %

35: 2012−08−24 to 2012−11−23

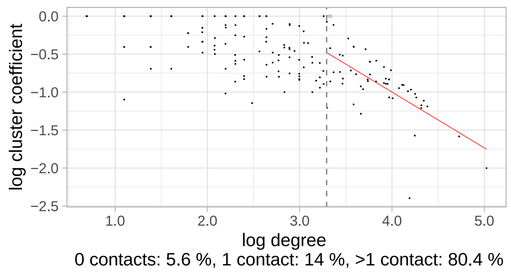

0 contacts: 5.6 %, 1 contact: 14 %, >1 contact: 80.4 %

36: 2012−10−09 to 2013−01−08

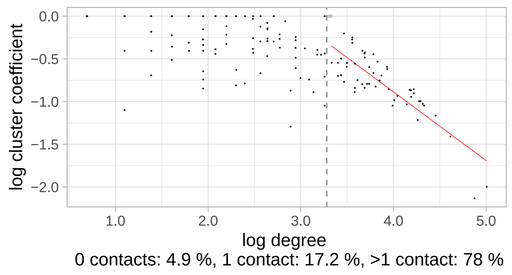

0 contacts: 4.9 %, 1 contact: 17.2 %, >1 contact: 78 %

37: 2012−11−23 to 2013−02−23

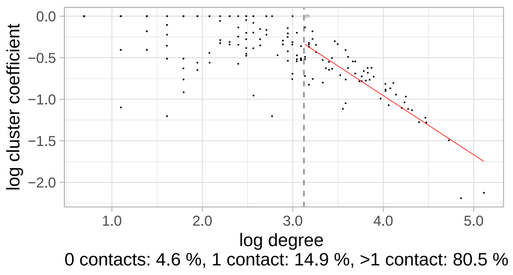

0 contacts: 4.6 %, 1 contact: 14.9 %, >1 contact: 80.5 %

38: 2013−01−08 to 2013−04−09

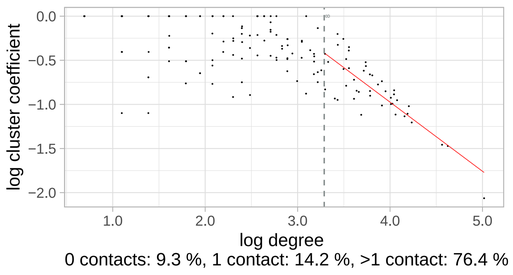

0 contacts: 9.3 %, 1 contact: 14.2 %, >1 contact: 76.4 %

39: 2013−02−23 to 2013−05−25

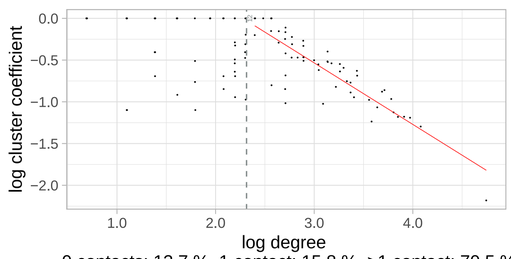

0 contacts: 13.7 %, 1 contact: 15.8 %, >1 contact: 70.5 %

40: 2013−04−09 to 2013−07−10

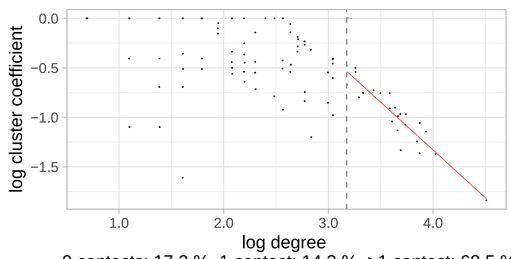

0 contacts: 17.2 %, 1 contact: 14.3 %, >1 contact: 68.5 %

41: 2013−05−25 to 2013−08−24

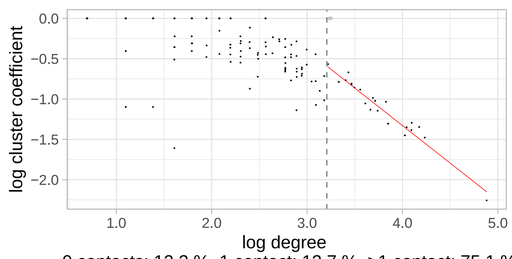

0 contacts: 12.2 %, 1 contact: 12.7 %, >1 contact: 75.1 %

42: 2013−07−10 to 2013−10−09

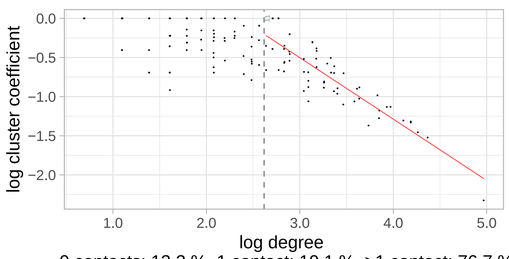

0 contacts: 13.2 %, 1 contact: 10.1 %, >1 contact: 76.7 %

43: 2013−08−24 to 2013−11−23

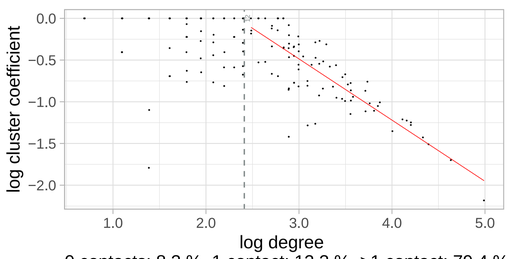

0 contacts: 8.3 %, 1 contact: 12.3 %, >1 contact: 79.4 %

44: 2013−10−09 to 2014−01−08

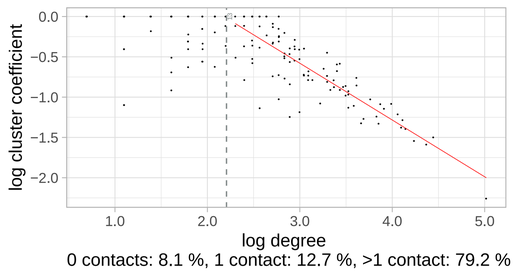

0 contacts: 8.1 %, 1 contact: 12.7 %, >1 contact: 79.2 %

45: 2013−11−23 to 2014−02−23

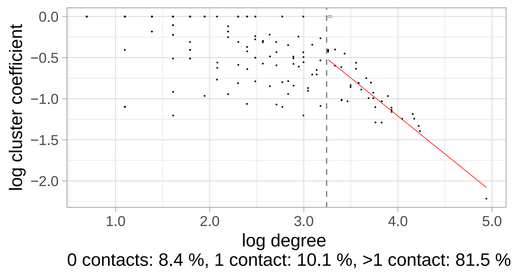

0 contacts: 8.4 %, 1 contact: 10.1 %, >1 contact: 81.5 %

46: 2014−01−08 to 2014−04−09

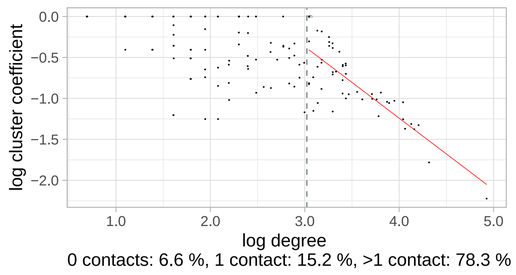

0 contacts: 6.6 %, 1 contact: 15.2 %, >1 contact: 78.3 %

47: 2014−02−23 to 2014−05−25

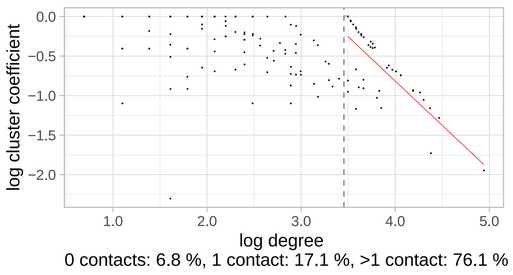

0 contacts: 6.8 %, 1 contact: 17.1 %, >1 contact: 76.1 %

48: 2014−04−09 to 2014−07−10

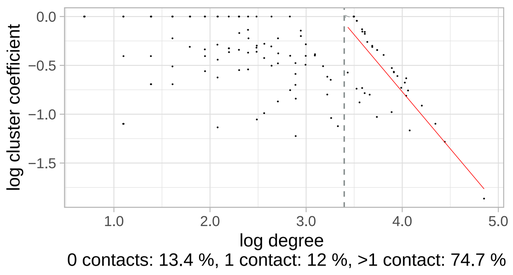

0 contacts: 13.4 %, 1 contact: 12 %, >1 contact: 74.7 %

49: 2014−05−25 to 2014−08−24

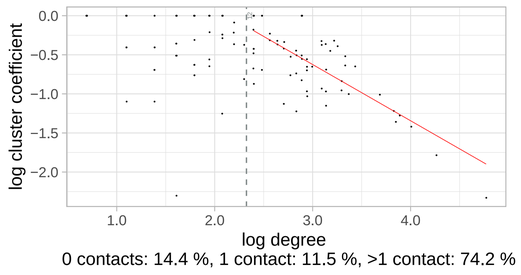

0 contacts: 14.4 %, 1 contact: 11.5 %, >1 contact: 74.2 %

50: 2014−07−10 to 2014−10−09

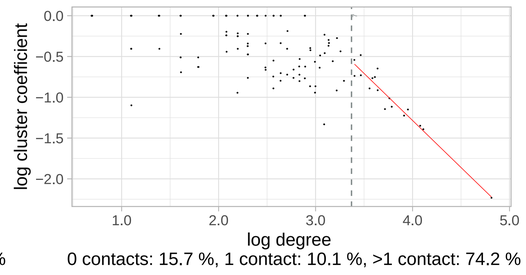

0 contacts: 15.7 %, 1 contact: 10.1 %, >1 contact: 74.2 %

51: 2014−08−24 to 2014−11−24

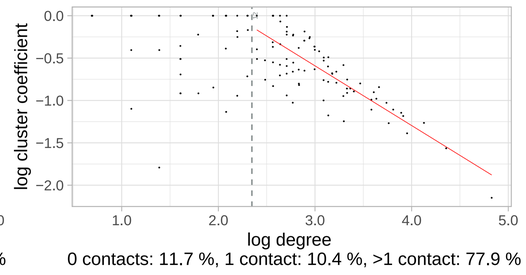

0 contacts: 11.7 %, 1 contact: 10.4 %, >1 contact: 77.9 %

52: 2014−10−09 to 2015−01−08

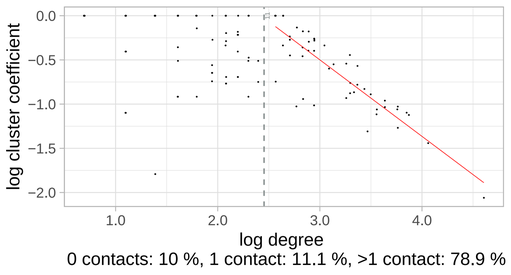

0 contacts: 10 %, 1 contact: 11.1 %, >1 contact: 78.9 %

53: 2014−11−24 to 2015−02−23

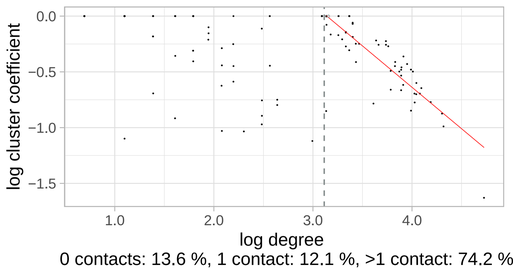

0 contacts: 13.6 %, 1 contact: 12.1 %, >1 contact: 74.2 %

54: 2015−01−08 to 2015−04−10

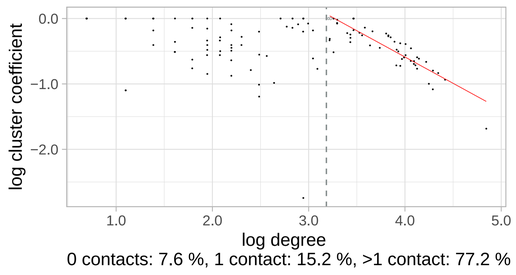

0 contacts: 7.6 %, 1 contact: 15.2 %, >1 contact: 77.2 %

55: 2015−02−23 to 2015−05−25

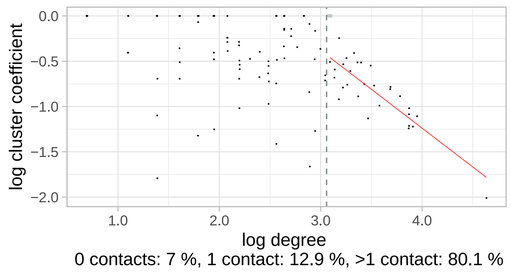

0 contacts: 7 %, 1 contact: 12.9 %, >1 contact: 80.1 %

56: 2015−04−10 to 2015−06−09

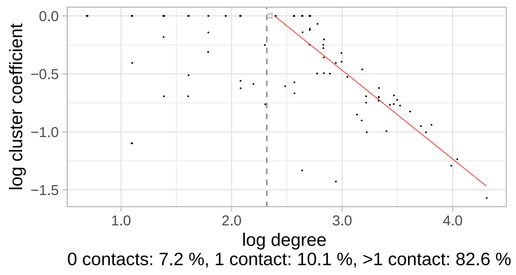

0 contacts: 7.2 %, 1 contact: 10.1 %, >1 contact: 82.6 %