1: 2010−01−07 to 2010−04−09

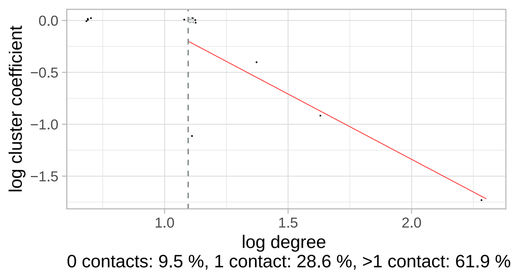

0 contacts: 9.5 %, 1 contact: 28.6 %, >1 contact: 61.9 %

2: 2010−02−22 to 2010−05−24

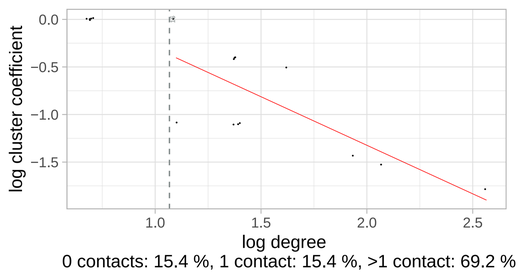

0 contacts: 15.4 %, 1 contact: 15.4 %, >1 contact: 69.2 %

3: 2010−04−09 to 2010−07−09

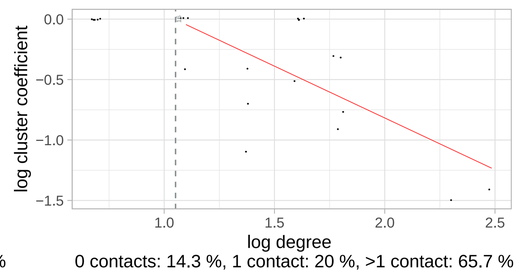

0 contacts: 14.3 %, 1 contact: 20 %, >1 contact: 65.7 %

4: 2010−05−24 to 2010−08−24

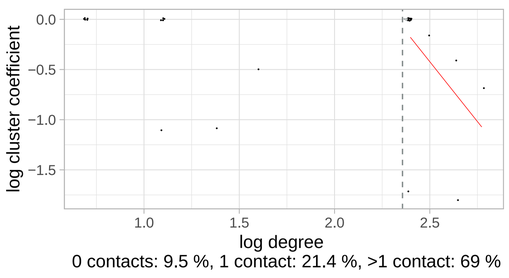

0 contacts: 9.5 %, 1 contact: 21.4 %, >1 contact: 69 %

5: 2010−07−09 to 2010−10−08

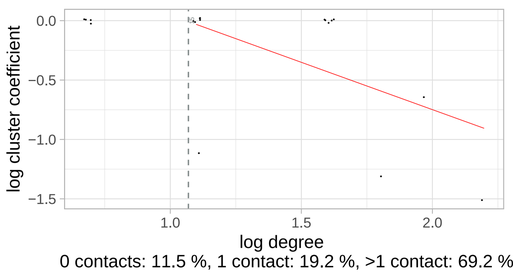

0 contacts: 11.5 %, 1 contact: 19.2 %, >1 contact: 69.2 %

6: 2010−08−24 to 2010−11−23

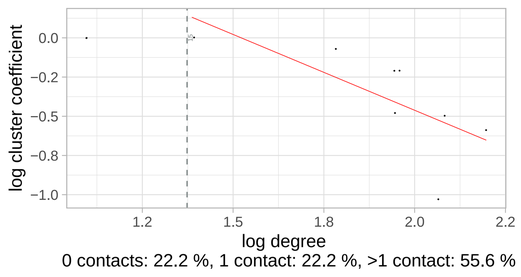

0 contacts: 22.2 %, 1 contact: 22.2 %, >1 contact: 55.6 %

7: 2010−10−08 to 2011−01−08

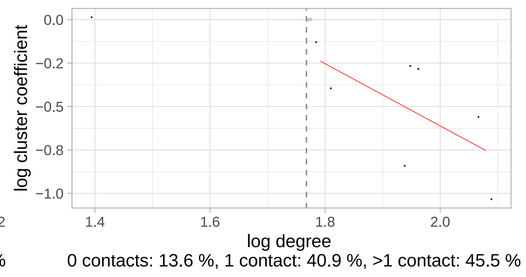

0 contacts: 13.6 %, 1 contact: 40.9 %, >1 contact: 45.5 %

8: 2010−11−23 to 2011−02−22

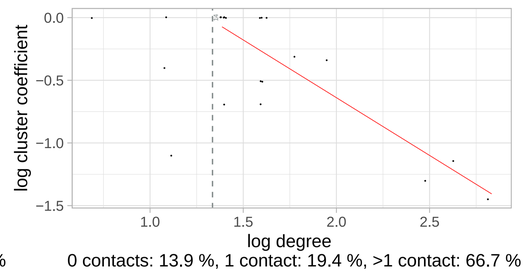

0 contacts: 13.9 %, 1 contact: 19.4 %, >1 contact: 66.7 %

9: 2011−01−08 to 2011−04−09

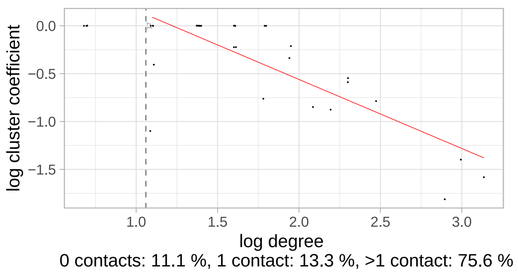

0 contacts: 11.1 %, 1 contact: 13.3 %, >1 contact: 75.6 %

10: 2011−02−22 to 2011−05−25

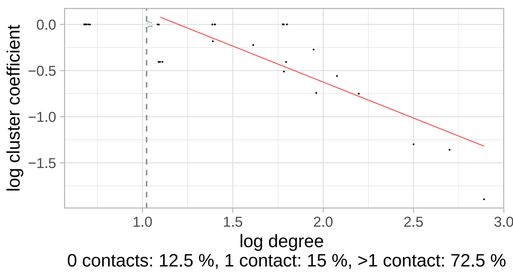

0 contacts: 12.5 %, 1 contact: 15 %, >1 contact: 72.5 %

11: 2011−04−09 to 2011−07−09

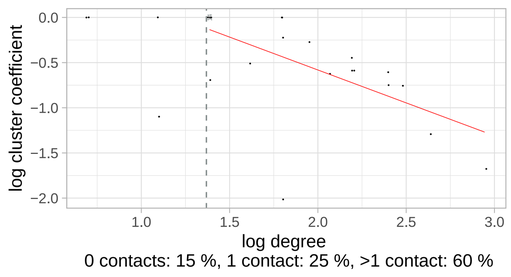

0 contacts: 15 %, 1 contact: 25 %, >1 contact: 60 %

12: 2011−05−25 to 2011−08−24

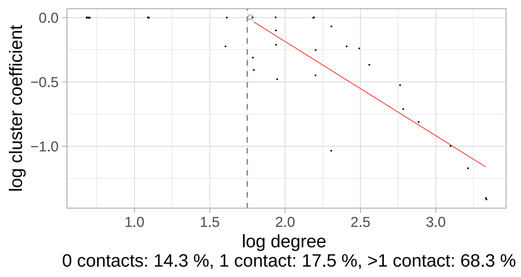

0 contacts: 14.3 %, 1 contact: 17.5 %, >1 contact: 68.3 %

13: 2011−07−09 to 2011−10−09

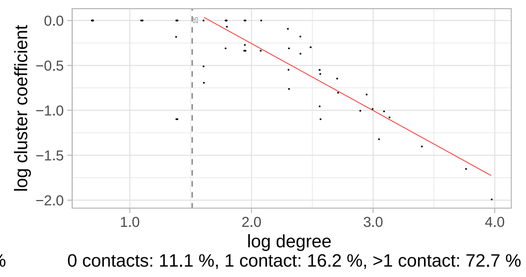

0 contacts: 11.1 %, 1 contact: 16.2 %, >1 contact: 72.7 %

14: 2011−08−24 to 2011−11−23

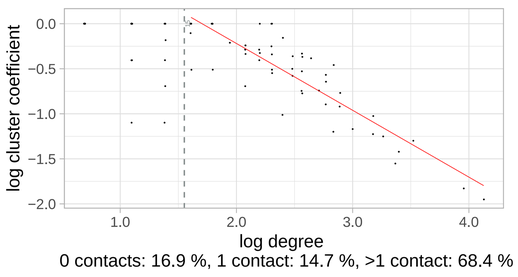

0 contacts: 16.9 %, 1 contact: 14.7 %, >1 contact: 68.4 %

15: 2011−10−09 to 2012−01−08

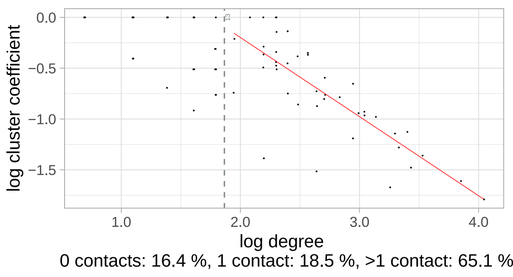

0 contacts: 16.4 %, 1 contact: 18.5 %, >1 contact: 65.1 %

16: 2011−11−23 to 2012−02−23

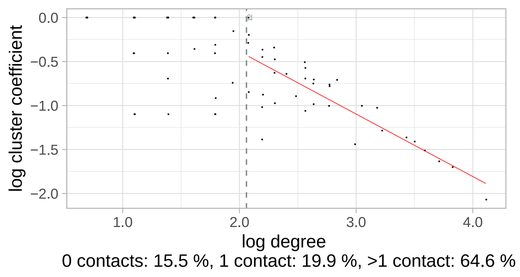

0 contacts: 15.5 %, 1 contact: 19.9 %, >1 contact: 64.6 %

17: 2012−01−08 to 2012−04−08

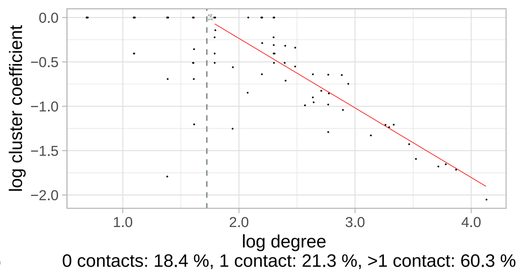

0 contacts: 18.4 %, 1 contact: 21.3 %, >1 contact: 60.3 %

18: 2012−02−23 to 2012−05−24

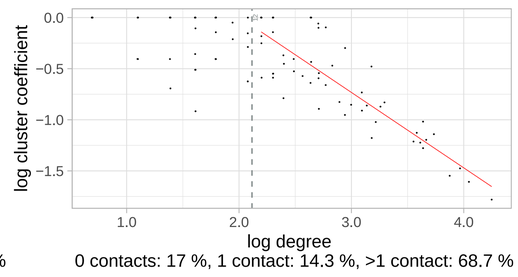

0 contacts: 17 %, 1 contact: 14.3 %, >1 contact: 68.7 %

19: 2012−04−08 to 2012−07−09

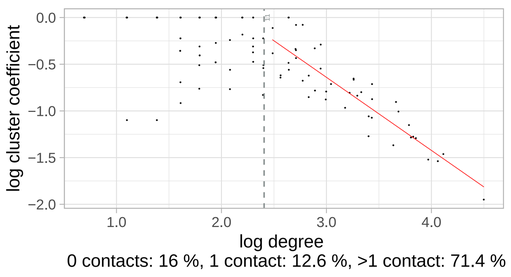

0 contacts: 16 %, 1 contact: 12.6 %, >1 contact: 71.4 %

20: 2012−05−24 to 2012−08−23

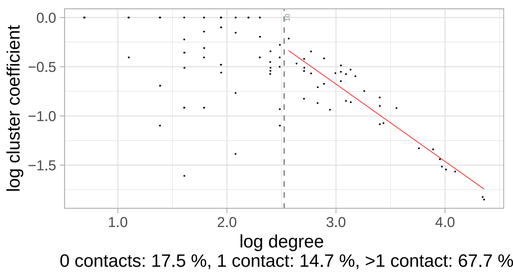

0 contacts: 17.5 %, 1 contact: 14.7 %, >1 contact: 67.7 %

21: 2012−07−09 to 2012−10−08

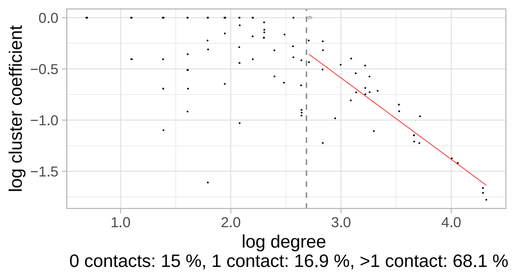

0 contacts: 15 %, 1 contact: 16.9 %, >1 contact: 68.1 %

22: 2012−08−23 to 2012−11−23

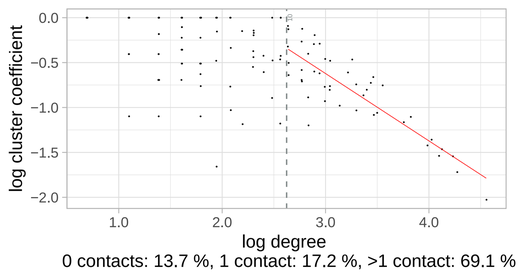

0 contacts: 13.7 %, 1 contact: 17.2 %, >1 contact: 69.1 %

23: 2012−10−08 to 2013−01−07

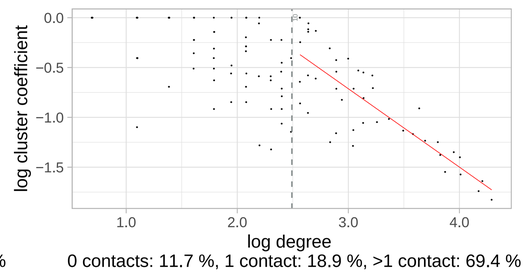

0 contacts: 11.7 %, 1 contact: 18.9 %, >1 contact: 69.4 %

24: 2012−11−23 to 2013−02−22

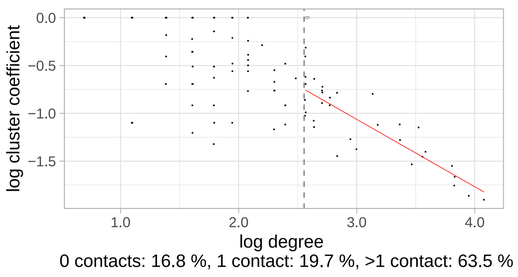

0 contacts: 16.8 %, 1 contact: 19.7 %, >1 contact: 63.5 %

25: 2013−01−07 to 2013−04−09

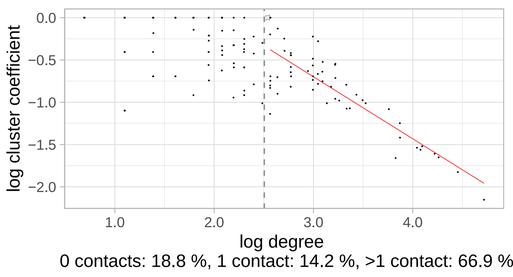

0 contacts: 18.8 %, 1 contact: 14.2 %, >1 contact: 66.9 %

26: 2013−02−22 to 2013−05−24

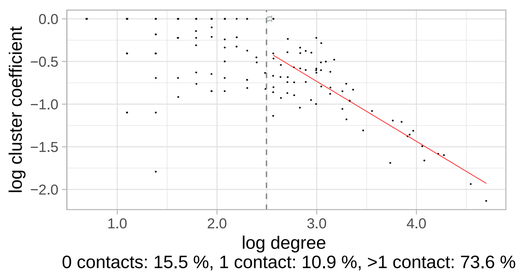

0 contacts: 15.5 %, 1 contact: 10.9 %, >1 contact: 73.6 %

27: 2013−04−09 to 2013−07−09

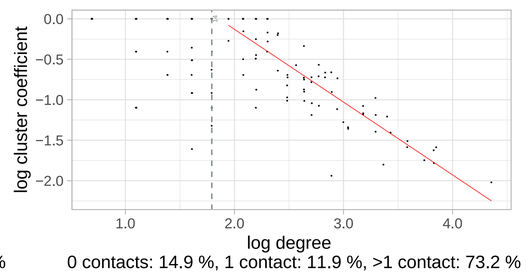

0 contacts: 14.9 %, 1 contact: 11.9 %, >1 contact: 73.2 %

28: 2013−05−24 to 2013−08−23

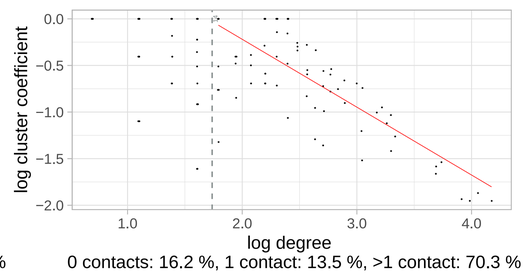

0 contacts: 16.2 %, 1 contact: 13.5 %, >1 contact: 70.3 %

29: 2013−07−09 to 2013−10−08

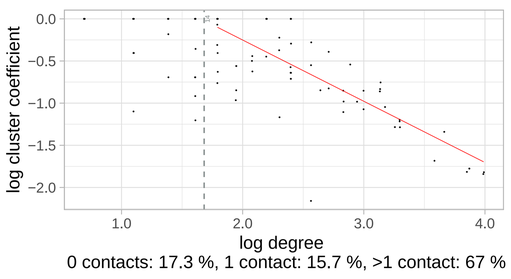

0 contacts: 17.3 %, 1 contact: 15.7 %, >1 contact: 67 %

30: 2013−08−23 to 2013−11−23

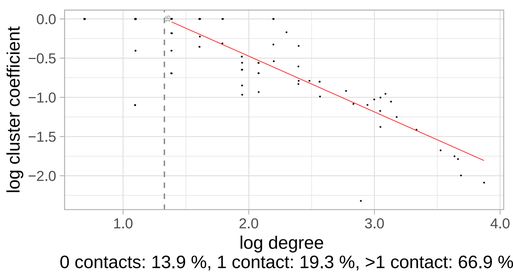

0 contacts: 13.9 %, 1 contact: 19.3 %, >1 contact: 66.9 %

31: 2013−10−08 to 2014−01−07

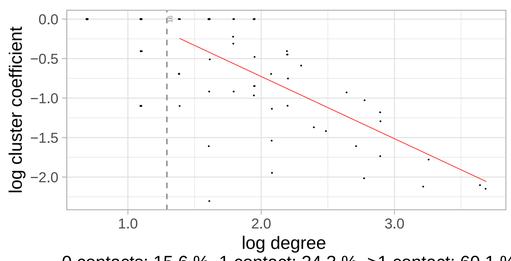

0 contacts: 15.6 %, 1 contact: 24.3 %, >1 contact: 60.1 %

32: 2013−11−23 to 2014−02−22

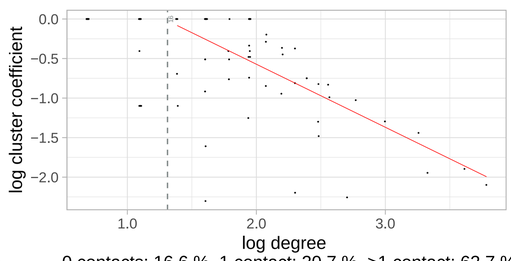

0 contacts: 16.6 %, 1 contact: 20.7 %, >1 contact: 62.7 %

33: 2014−01−07 to 2014−04−09

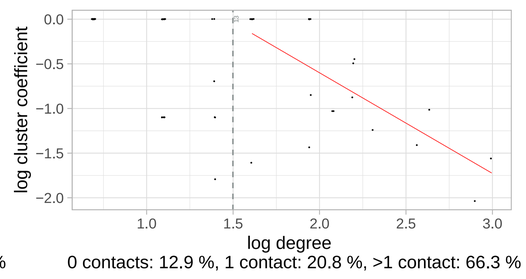

0 contacts: 12.9 %, 1 contact: 20.8 %, >1 contact: 66.3 %

34: 2014−02−22 to 2014−05−24

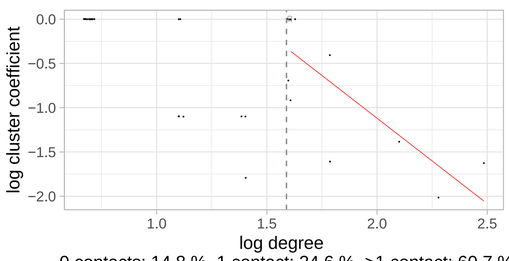

0 contacts: 14.8 %, 1 contact: 24.6 %, >1 contact: 60.7 %

35: 2014−04−09 to 2014−07−09

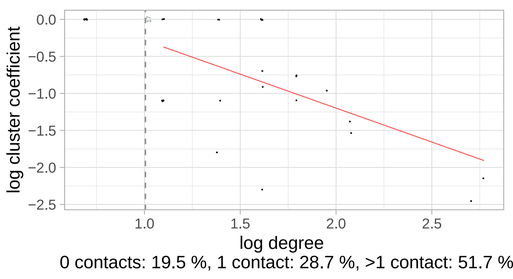

0 contacts: 19.5 %, 1 contact: 28.7 %, >1 contact: 51.7 %

36: 2014−05−24 to 2014−08−24

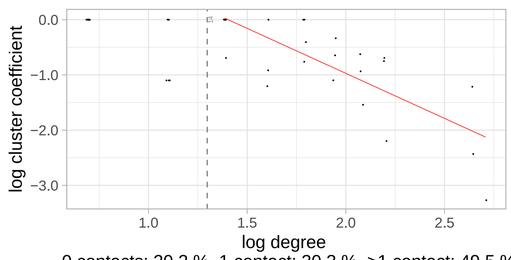

0 contacts: 20.2 %, 1 contact: 30.3 %, >1 contact: 49.5 %

37: 2014−07−09 to 2014−10−08

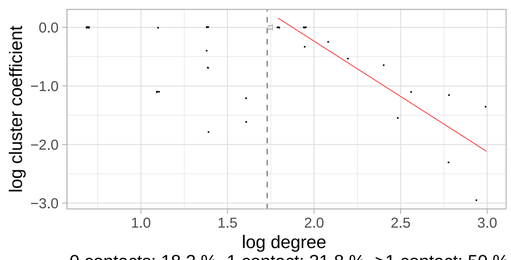

0 contacts: 18.2 %, 1 contact: 31.8 %, >1 contact: 50 %

38: 2014−08−24 to 2014−11−23

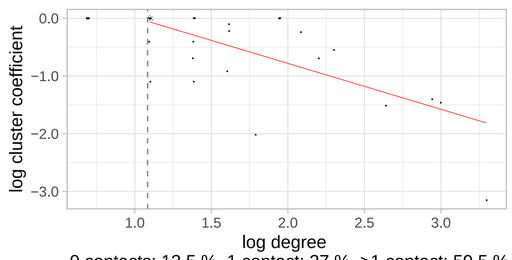

0 contacts: 13.5 %, 1 contact: 27 %, >1 contact: 59.5 %

39: 2014−10−08 to 2015−01−08

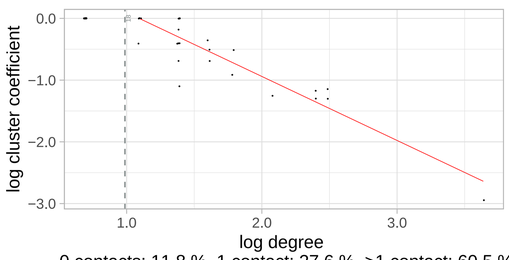

0 contacts: 11.8 %, 1 contact: 27.6 %, >1 contact: 60.5 %

40: 2014−11−23 to 2015−02−22

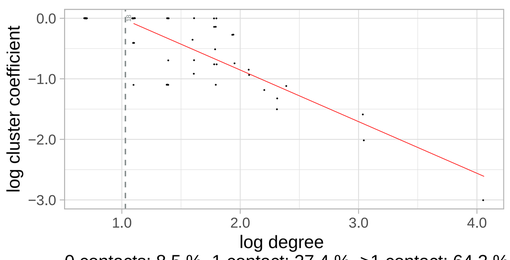

0 contacts: 8.5 %, 1 contact: 27.4 %, >1 contact: 64.2 %

41: 2015−01−08 to 2015−04−09

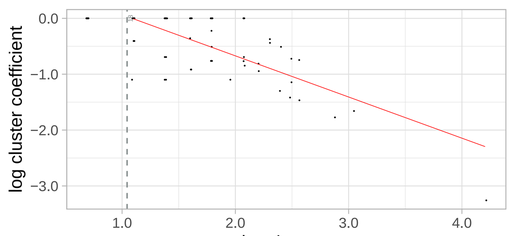

0 contacts: 6 %, 1 contact: 20.7 %, >1 contact: 73.3 %

42: 2015−02−22 to 2015−05−25

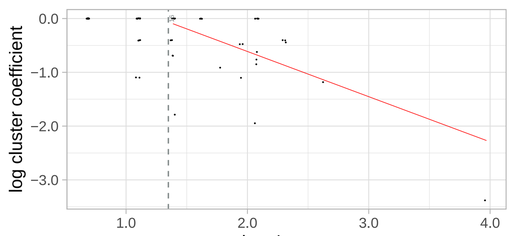

0 contacts: 6.8 %, 1 contact: 26.1 %, >1 contact: 67 %

43: 2015−04−09 to 2015−07−09

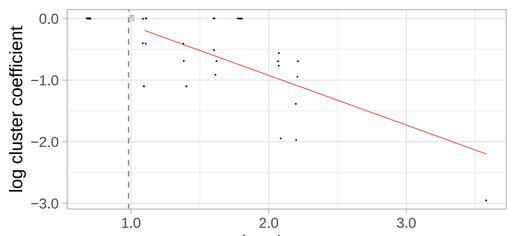

0 contacts: 11.5 %, 1 contact: 28.2 %, >1 contact: 60.3 %

44: 2015−05−25 to 2015−08−24

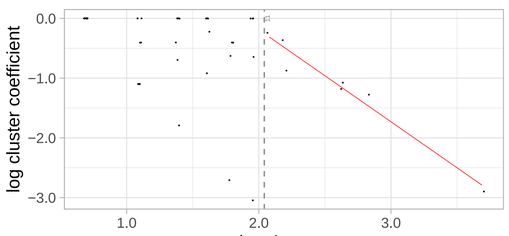

0 contacts: 8.6 %, 1 contact: 22.2 %, >1 contact: 69.1 %

45: 2015−07−09 to 2015−10−09

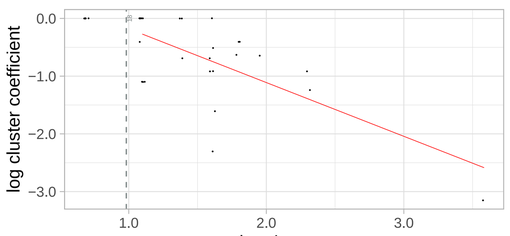

0 contacts: 15.8 %, 1 contact: 32.9 %, >1 contact: 51.3 %

46: 2015−08−24 to 2015−11−23

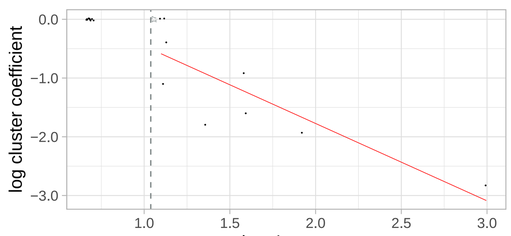

0 contacts: 29.5 %, 1 contact: 31.1 %, >1 contact: 39.3 %

47: 2015−10−09 to 2016−01−08

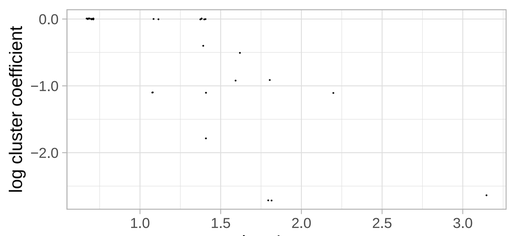

0 contacts: 15.3 %, 1 contact: 27.1 %, >1 contact: 57.6 %

48: 2015−11−23 to 2016−02−23

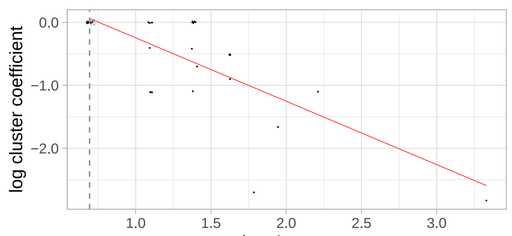

0 contacts: 13.2 %, 1 contact: 23.5 %, >1 contact: 63.2 %

49: 2016−01−08 to 2016−04−08

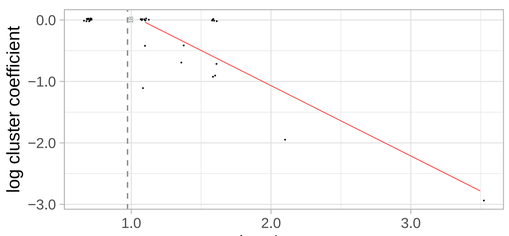

0 contacts: 18.8 %, 1 contact: 18.8 %, >1 contact: 62.5 %

50: 2016−02−23 to 2016−05−24

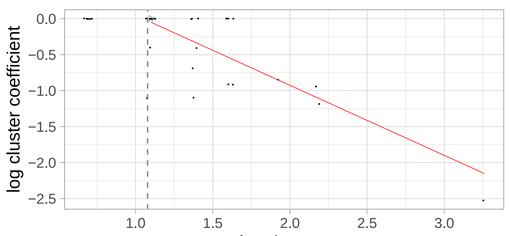

0 contacts: 25.9 %, 1 contact: 17.2 %, >1 contact: 56.9 %

51: 2016−04−08 to 2016−07−09

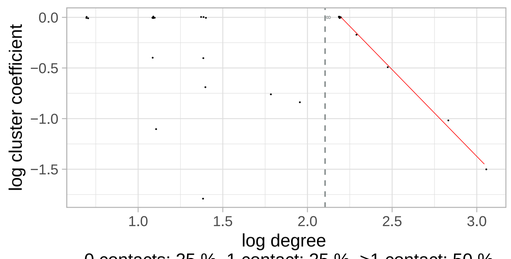

0 contacts: 25 %, 1 contact: 25 %, >1 contact: 50 %

52: 2016−05−24 to 2016−08−23

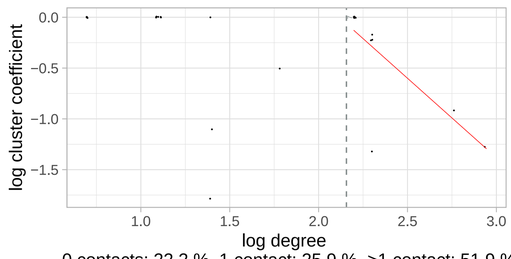

0 contacts: 22.2 %, 1 contact: 25.9 %, >1 contact: 51.9 %

53: 2016−07−09 to 2016−10−08

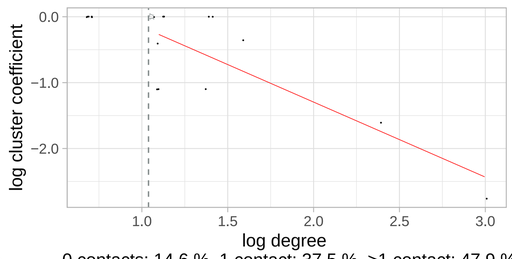

0 contacts: 14.6 %, 1 contact: 37.5 %, >1 contact: 47.9 %

54: 2016−08−23 to 2016−11−23

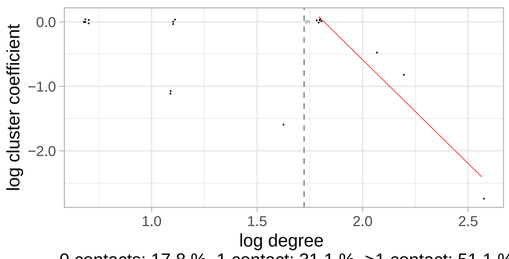

0 contacts: 17.8 %, 1 contact: 31.1 %, >1 contact: 51.1 %

55: 2016−10−08 to 2017−01−07

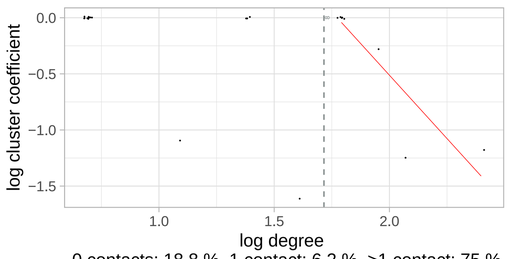

0 contacts: 18.8 %, 1 contact: 6.2 %, >1 contact: 75 %

56: 2016−11−23 to 2017−02−22

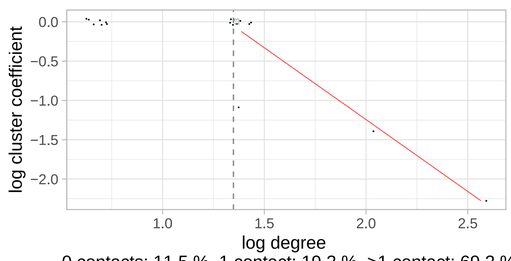

0 contacts: 11.5 %, 1 contact: 19.2 %, >1 contact: 69.2 %

57: 2017−01−07 to 2017−04−09

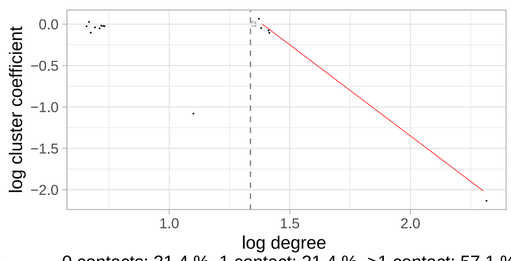

0 contacts: 21.4 %, 1 contact: 21.4 %, >1 contact: 57.1 %

58: 2017−02−22 to 2017−05−24

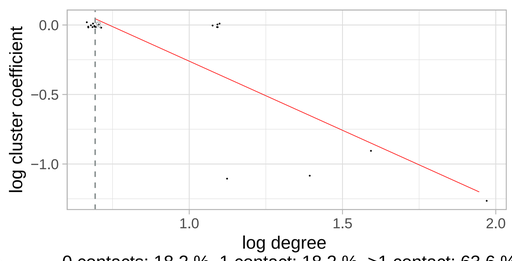

0 contacts: 18.2 %, 1 contact: 18.2 %, >1 contact: 63.6 %

59: 2017−04−09 to 2017−07−09

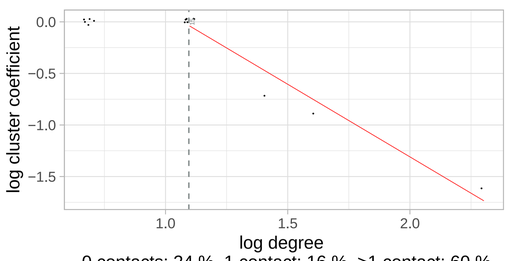

0 contacts: 24 %, 1 contact: 16 %, >1 contact: 60 %

63: 2017−10−08 to 2018−01−07

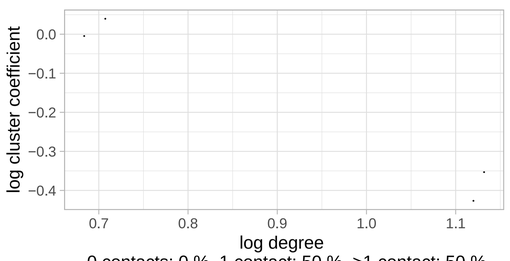

0 contacts: 0 %, 1 contact: 50 %, >1 contact: 50 %

64: 2017−11−23 to 2018−02−22

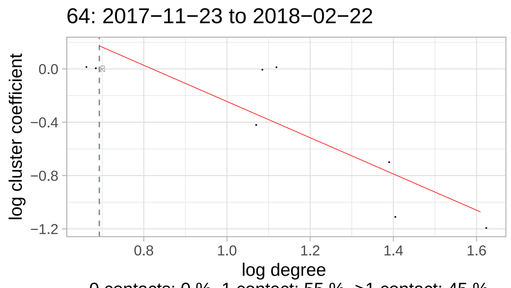

0 contacts: 0 %, 1 contact: 55 %, >1 contact: 45 %

65: 2018−01−07 to 2018−04−09

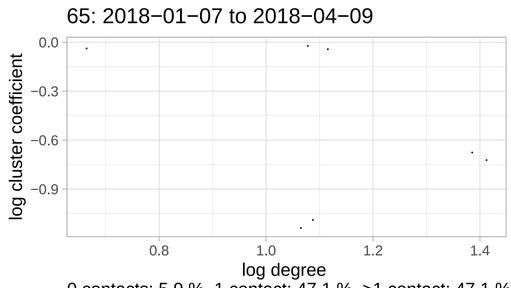

0 contacts: 5.9 %, 1 contact: 47.1 %, >1 contact: 47.1 %

66: 2018−02−22 to 2018−05−23

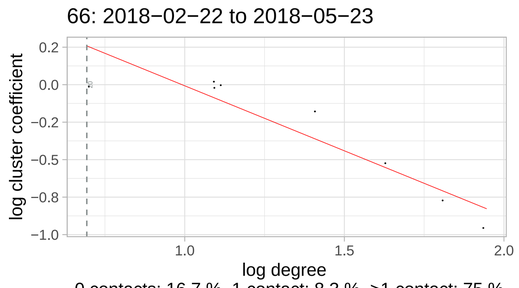

0 contacts: 16.7 %, 1 contact: 8.3 %, >1 contact: 75 %