1: 2010−03−10 to 2010−06−09

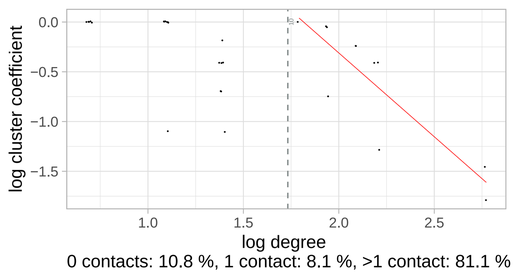

0 contacts: 10.8 %, 1 contact: 8.1 %, >1 contact: 81.1 %

2: 2010−04−25 to 2010−07−25

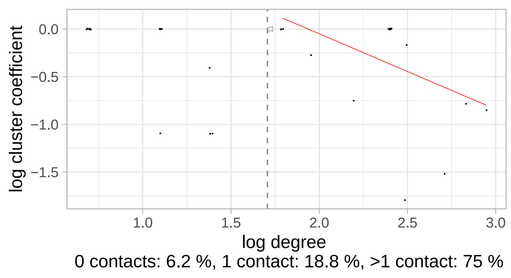

0 contacts: 6.2 %, 1 contact: 18.8 %, >1 contact: 75 %

3: 2010−06−09 to 2010−09−09

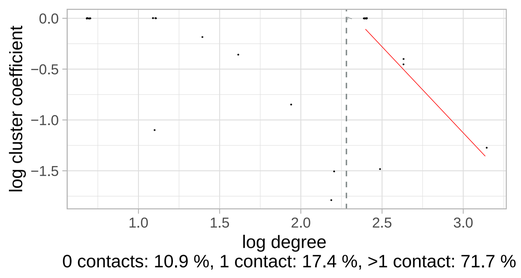

0 contacts: 10.9 %, 1 contact: 17.4 %, >1 contact: 71.7 %

4: 2010−07−25 to 2010−10−24

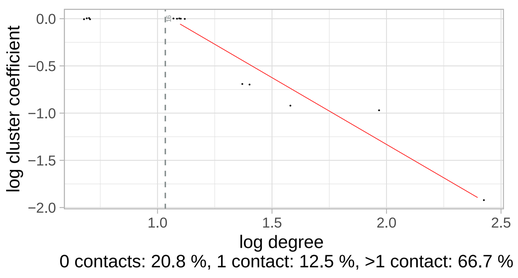

0 contacts: 20.8 %, 1 contact: 12.5 %, >1 contact: 66.7 %

5: 2010−09−09 to 2010−12−09

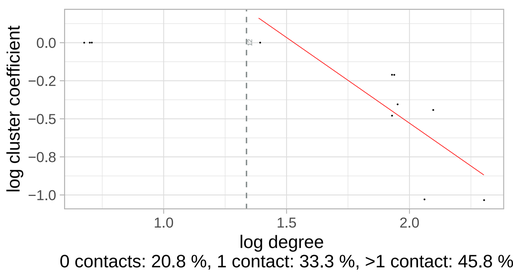

0 contacts: 20.8 %, 1 contact: 33.3 %, >1 contact: 45.8 %

6: 2010−10−24 to 2011−01−24

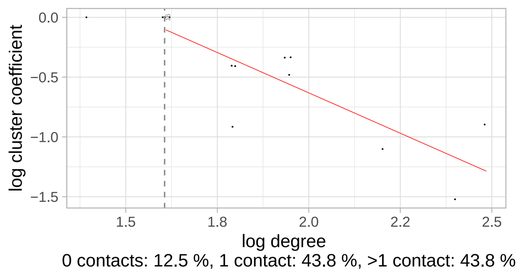

0 contacts: 12.5 %, 1 contact: 43.8 %, >1 contact: 43.8 %

7: 2010−12−09 to 2011−03−10

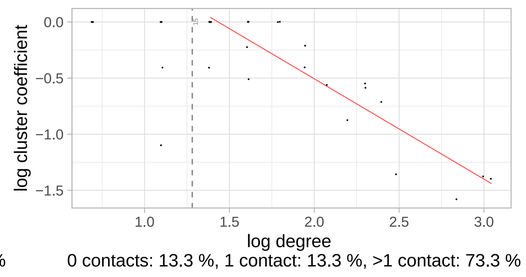

0 contacts: 13.3 %, 1 contact: 13.3 %, >1 contact: 73.3 %

8: 2011−01−24 to 2011−04−25

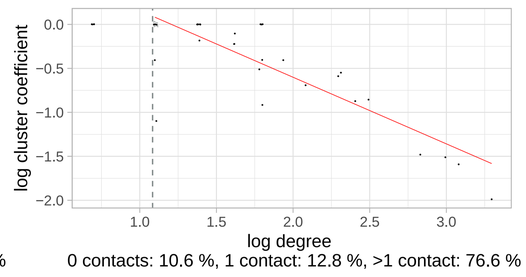

0 contacts: 10.6 %, 1 contact: 12.8 %, >1 contact: 76.6 %

9: 2011−03−10 to 2011−06−10

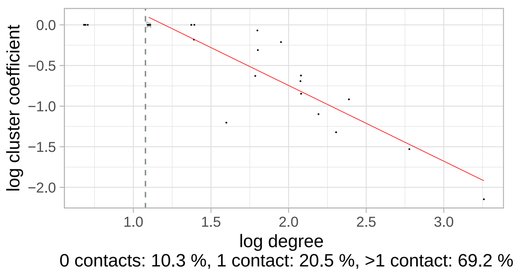

0 contacts: 10.3 %, 1 contact: 20.5 %, >1 contact: 69.2 %

10: 2011−04−25 to 2011−07−25

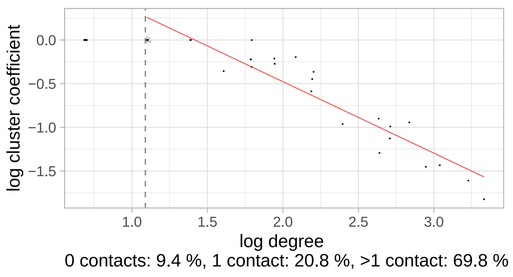

0 contacts: 9.4 %, 1 contact: 20.8 %, >1 contact: 69.8 %

11: 2011−06−10 to 2011−09−09

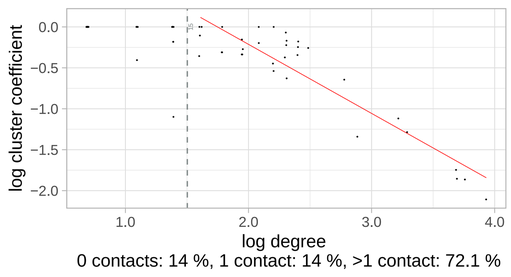

0 contacts: 14 %, 1 contact: 14 %, >1 contact: 72.1 %

12: 2011−07−25 to 2011−10−25

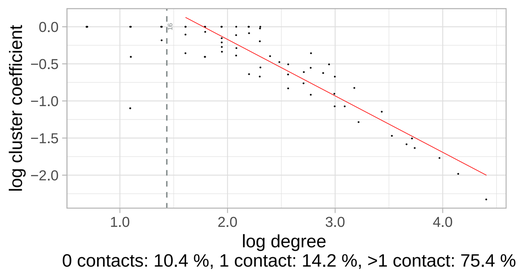

0 contacts: 10.4 %, 1 contact: 14.2 %, >1 contact: 75.4 %

13: 2011−09−09 to 2011−12−09

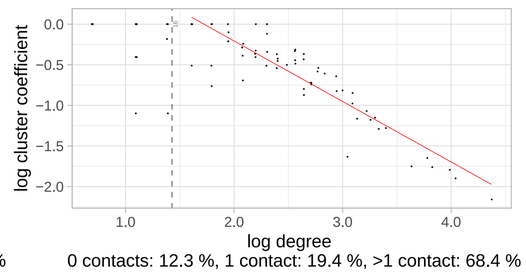

0 contacts: 12.3 %, 1 contact: 19.4 %, >1 contact: 68.4 %

14: 2011−10−25 to 2012−01−24

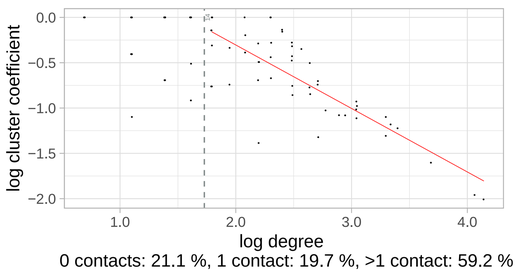

0 contacts: 21.1 %, 1 contact: 19.7 %, >1 contact: 59.2 %

15: 2011−12−09 to 2012−03−09

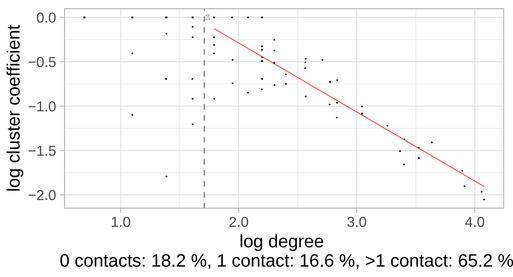

0 contacts: 18.2 %, 1 contact: 16.6 %, >1 contact: 65.2 %

16: 2012−01−24 to 2012−04−24

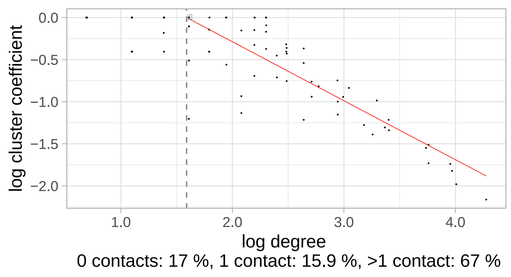

0 contacts: 17 %, 1 contact: 15.9 %, >1 contact: 67 %

17: 2012−03−09 to 2012−06−09

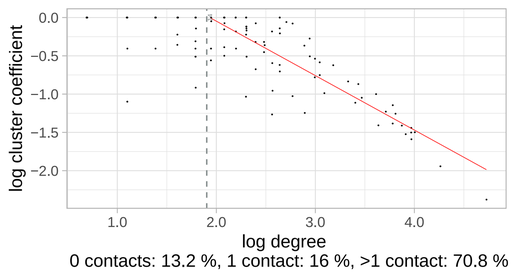

0 contacts: 13.2 %, 1 contact: 16 %, >1 contact: 70.8 %

18: 2012−04−24 to 2012−07−24

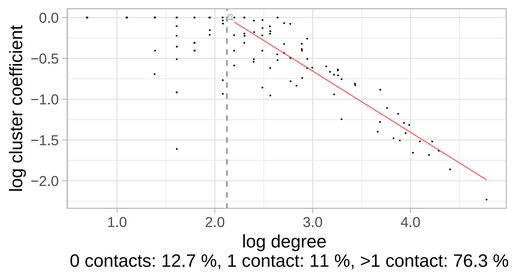

0 contacts: 12.7 %, 1 contact: 11 %, >1 contact: 76.3 %

19: 2012−06−09 to 2012−09−08

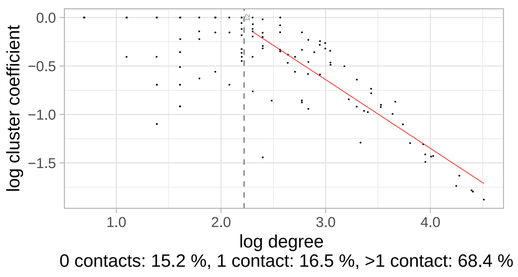

0 contacts: 15.2 %, 1 contact: 16.5 %, >1 contact: 68.4 %

20: 2012−07−24 to 2012−10−24

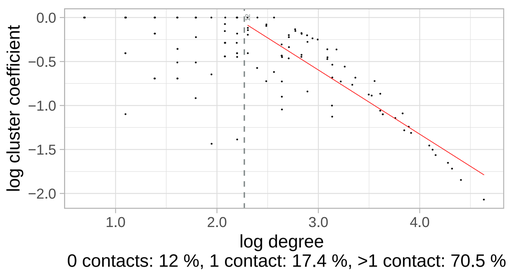

0 contacts: 12 %, 1 contact: 17.4 %, >1 contact: 70.5 %

21: 2012−09−08 to 2012−12−08

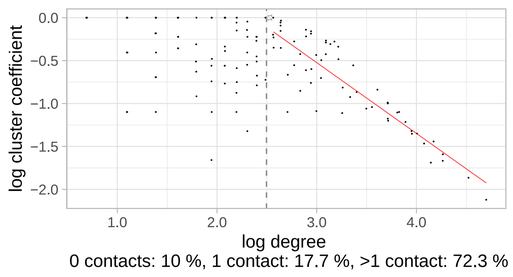

0 contacts: 10 %, 1 contact: 17.7 %, >1 contact: 72.3 %

22: 2012−10−24 to 2013−01−23

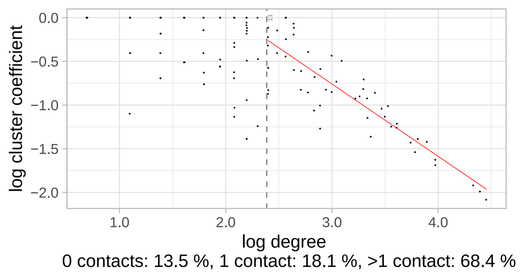

0 contacts: 13.5 %, 1 contact: 18.1 %, >1 contact: 68.4 %

23: 2012−12−08 to 2013−03−10

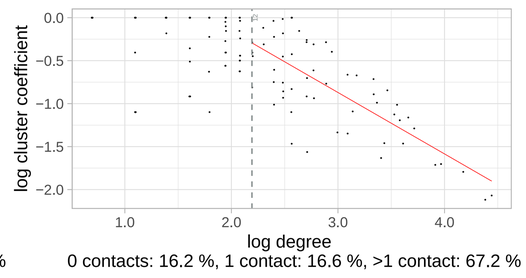

0 contacts: 16.2 %, 1 contact: 16.6 %, >1 contact: 67.2 %

24: 2013−01−23 to 2013−04−24

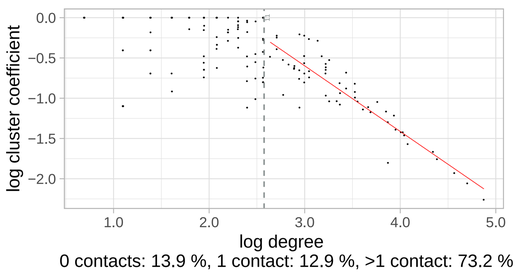

0 contacts: 13.9 %, 1 contact: 12.9 %, >1 contact: 73.2 %

25: 2013−03−10 to 2013−06−09

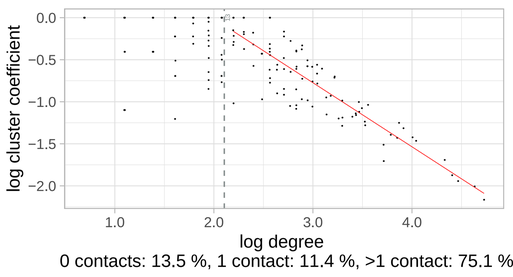

0 contacts: 13.5 %, 1 contact: 11.4 %, >1 contact: 75.1 %

26: 2013−04−24 to 2013−07−25

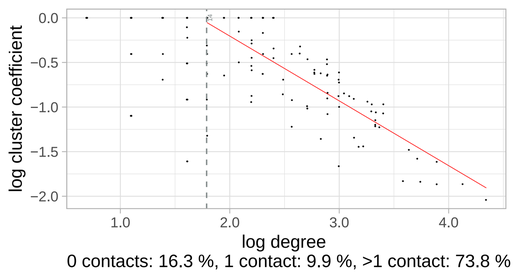

0 contacts: 16.3 %, 1 contact: 9.9 %, >1 contact: 73.8 %

27: 2013−06−09 to 2013−09−08

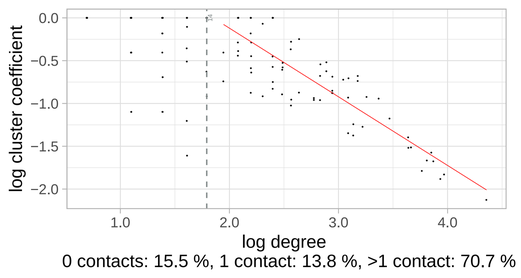

0 contacts: 15.5 %, 1 contact: 13.8 %, >1 contact: 70.7 %

28: 2013−07−25 to 2013−10−24

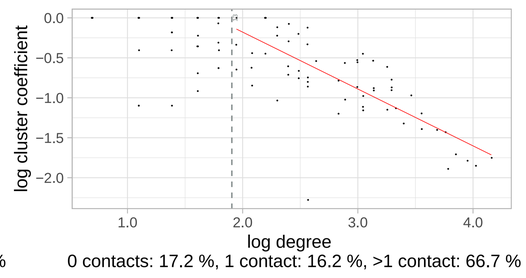

0 contacts: 17.2 %, 1 contact: 16.2 %, >1 contact: 66.7 %

29: 2013−09−08 to 2013−12−09

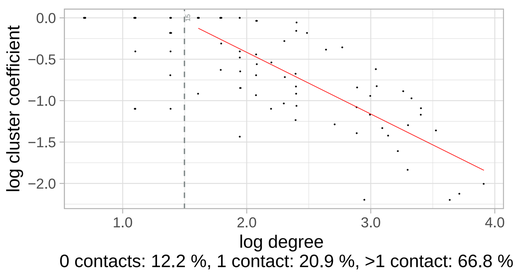

0 contacts: 12.2 %, 1 contact: 20.9 %, >1 contact: 66.8 %

30: 2013−10−24 to 2014−01−23

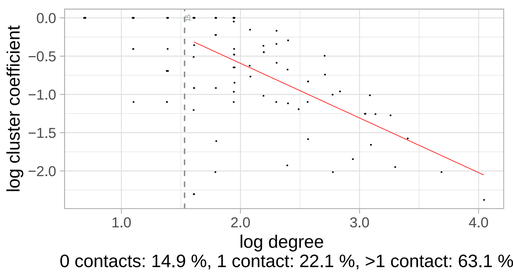

0 contacts: 14.9 %, 1 contact: 22.1 %, >1 contact: 63.1 %

31: 2013−12−09 to 2014−03−10

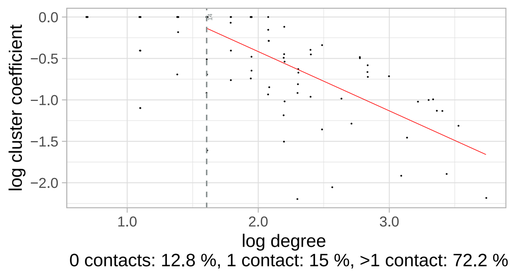

0 contacts: 12.8 %, 1 contact: 15 %, >1 contact: 72.2 %

32: 2014−01−23 to 2014−04−25

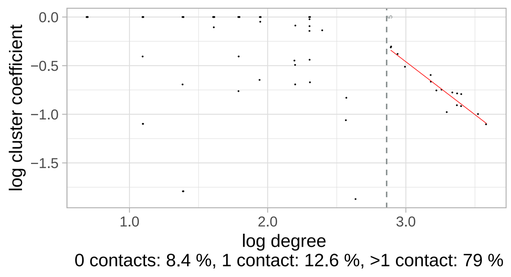

0 contacts: 8.4 %, 1 contact: 12.6 %, >1 contact: 79 %

33: 2014−03−10 to 2014−06−09

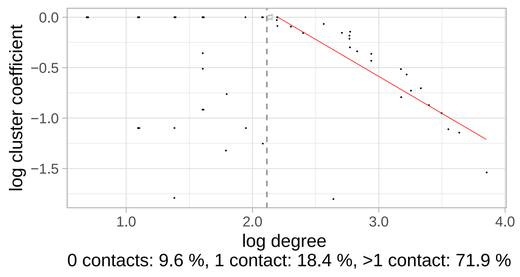

0 contacts: 9.6 %, 1 contact: 18.4 %, >1 contact: 71.9 %

34: 2014−04−25 to 2014−07−25

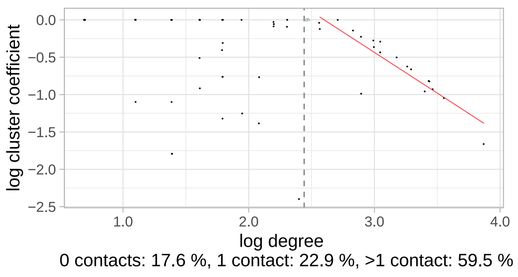

0 contacts: 17.6 %, 1 contact: 22.9 %, >1 contact: 59.5 %

35: 2014−06−09 to 2014−09−09

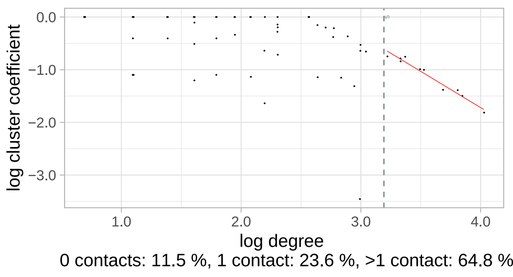

0 contacts: 11.5 %, 1 contact: 23.6 %, >1 contact: 64.8 %

36: 2014−07−25 to 2014−10−24

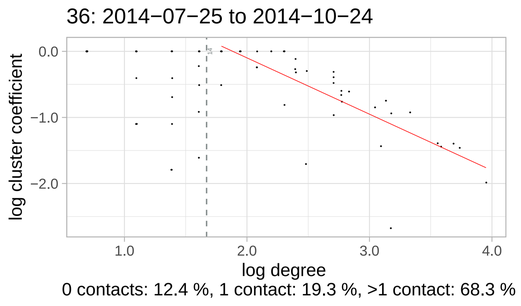

0 contacts: 12.4 %, 1 contact: 19.3 %, >1 contact: 68.3 %

37: 2014−09−09 to 2014−12−09

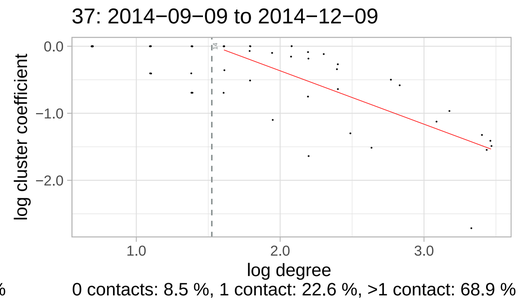

0 contacts: 8.5 %, 1 contact: 22.6 %, >1 contact: 68.9 %

38: 2014−10−24 to 2015−01−24

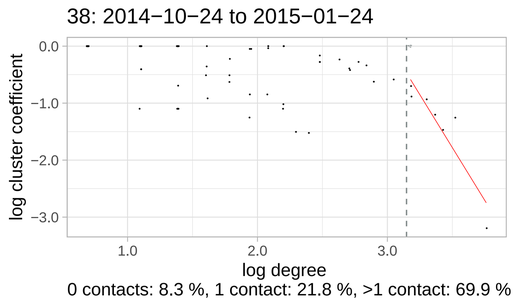

0 contacts: 8.3 %, 1 contact: 21.8 %, >1 contact: 69.9 %

39: 2014−12−09 to 2015−03−10

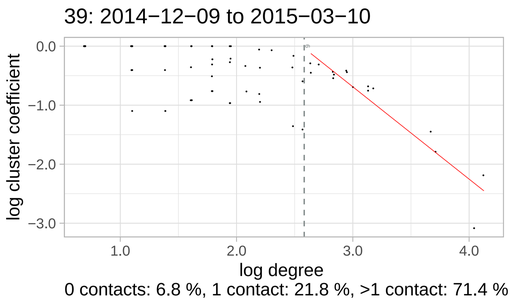

0 contacts: 6.8 %, 1 contact: 21.8 %, >1 contact: 71.4 %

40: 2015−01−24 to 2015−04−25

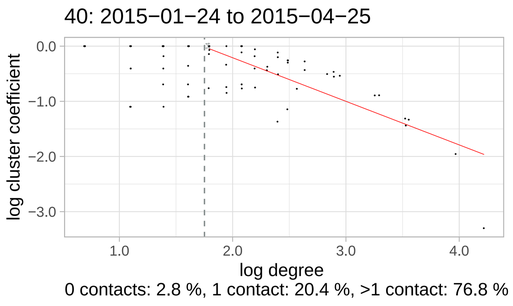

0 contacts: 2.8 %, 1 contact: 20.4 %, >1 contact: 76.8 %

41: 2015−03−10 to 2015−06−10

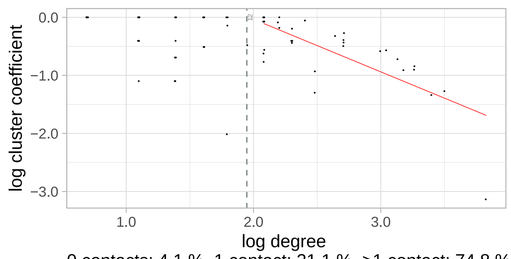

0 contacts: 4.1 %, 1 contact: 21.1 %, >1 contact: 74.8 %

42: 2015−04−25 to 2015−07−25

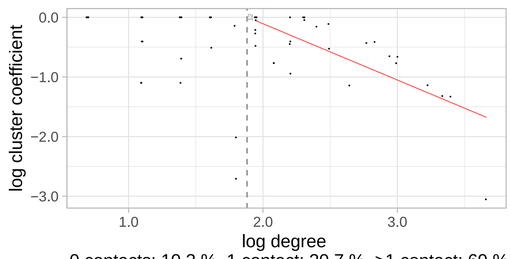

0 contacts: 10.3 %, 1 contact: 20.7 %, >1 contact: 69 %

43: 2015−06−10 to 2015−09−09

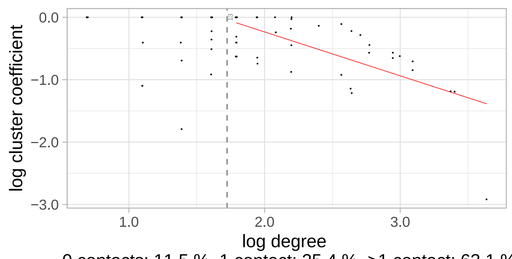

0 contacts: 11.5 %, 1 contact: 25.4 %, >1 contact: 63.1 %

44: 2015−07−25 to 2015−10−25

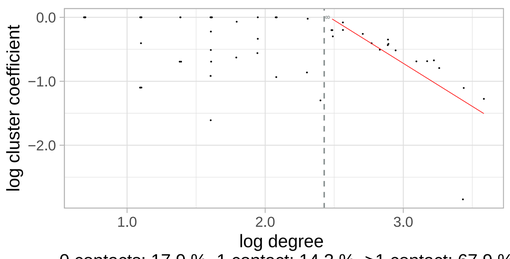

0 contacts: 17.9 %, 1 contact: 14.3 %, >1 contact: 67.9 %

45: 2015−09−09 to 2015−12−09

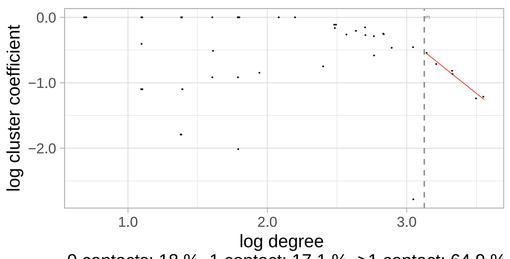

0 contacts: 18 %, 1 contact: 17.1 %, >1 contact: 64.9 %

46: 2015−10−25 to 2016−01−24

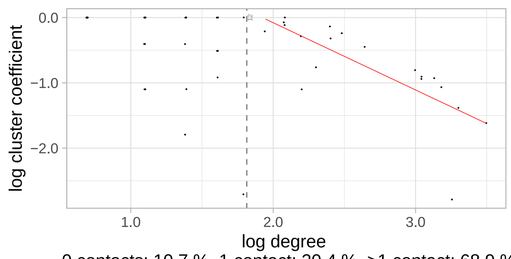

0 contacts: 10.7 %, 1 contact: 20.4 %, >1 contact: 68.9 %

47: 2015−12−09 to 2016−03−09

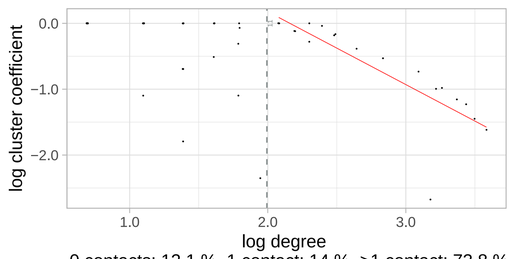

0 contacts: 12.1 %, 1 contact: 14 %, >1 contact: 73.8 %

48: 2016−01−24 to 2016−04−24

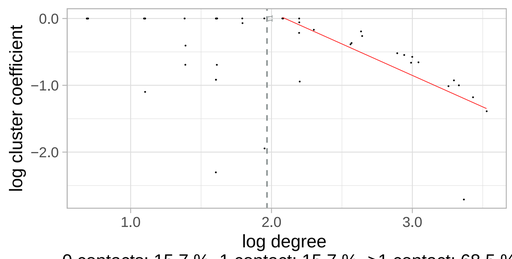

0 contacts: 15.7 %, 1 contact: 15.7 %, >1 contact: 68.5 %

49: 2016−03−09 to 2016−06−09

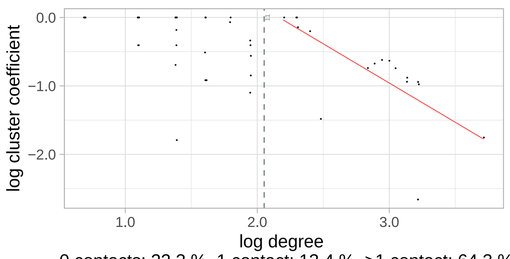

0 contacts: 22.3 %, 1 contact: 13.4 %, >1 contact: 64.3 %

50: 2016−04−24 to 2016−07−24

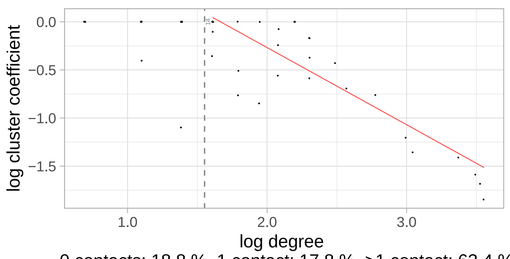

0 contacts: 18.8 %, 1 contact: 17.8 %, >1 contact: 63.4 %

51: 2016−06−09 to 2016−09−08

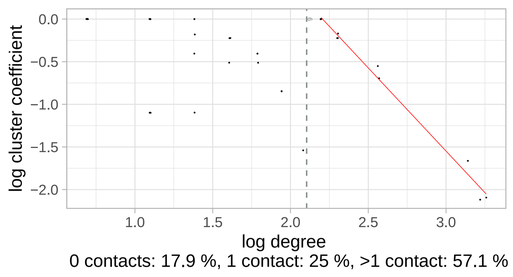

0 contacts: 17.9 %, 1 contact: 25 %, >1 contact: 57.1 %

52: 2016−07−24 to 2016−10−24

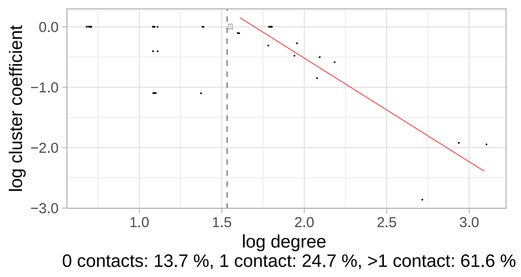

0 contacts: 13.7 %, 1 contact: 24.7 %, >1 contact: 61.6 %

53: 2016−09−08 to 2016−12−08

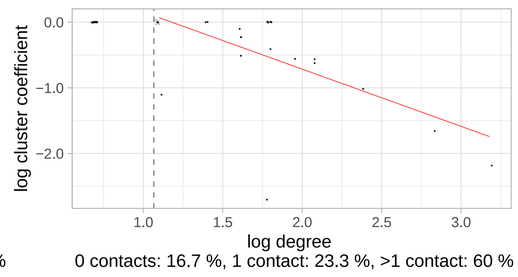

0 contacts: 16.7 %, 1 contact: 23.3 %, >1 contact: 60 %

54: 2016−10−24 to 2017−01−23

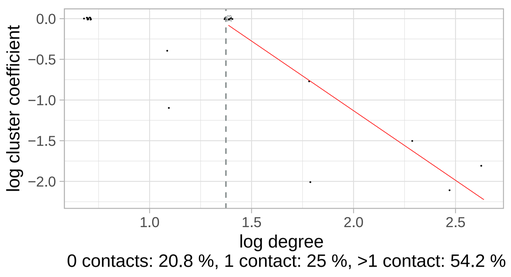

0 contacts: 20.8 %, 1 contact: 25 %, >1 contact: 54.2 %

55: 2016−12−08 to 2017−03−10

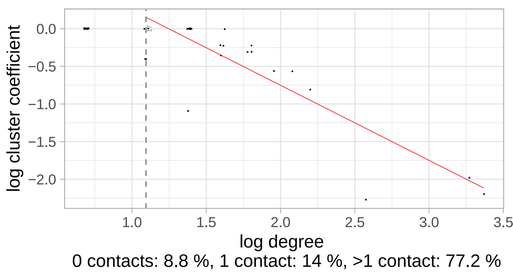

0 contacts: 8.8 %, 1 contact: 14 %, >1 contact: 77.2 %

56: 2017−01−23 to 2017−04−24

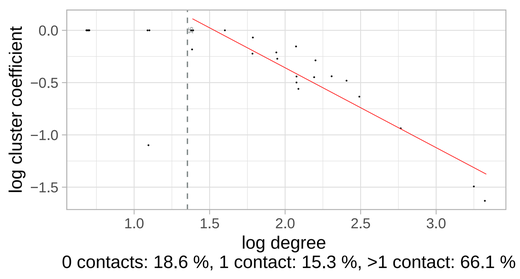

0 contacts: 18.6 %, 1 contact: 15.3 %, >1 contact: 66.1 %

57: 2017−03−10 to 2017−06−09

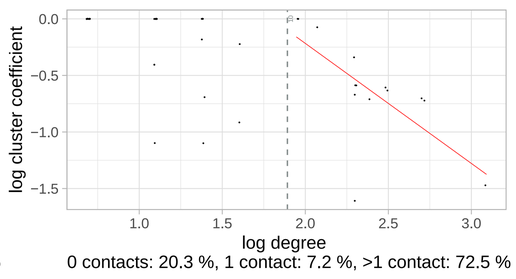

0 contacts: 20.3 %, 1 contact: 7.2 %, >1 contact: 72.5 %

58: 2017−04−24 to 2017−07−25

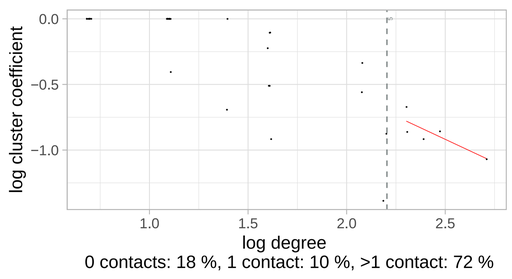

0 contacts: 18 %, 1 contact: 10 %, >1 contact: 72 %

59: 2017−06−09 to 2017−09−08

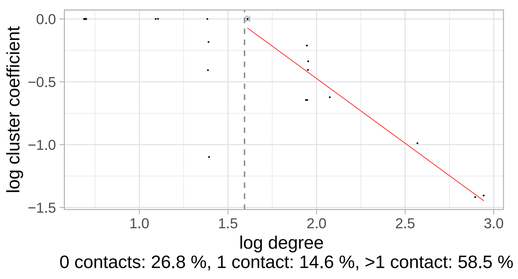

0 contacts: 26.8 %, 1 contact: 14.6 %, >1 contact: 58.5 %

60: 2017−07−25 to 2017−10−24

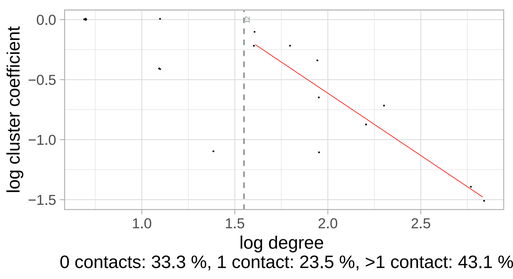

0 contacts: 33.3 %, 1 contact: 23.5 %, >1 contact: 43.1 %

61: 2017−09−08 to 2017−12−09

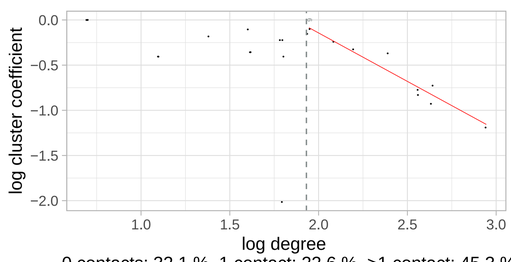

0 contacts: 32.1 %, 1 contact: 22.6 %, >1 contact: 45.3 %

62: 2017−10−24 to 2018−01−23

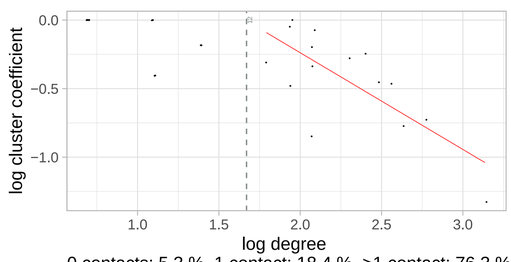

0 contacts: 5.3 %, 1 contact: 18.4 %, >1 contact: 76.3 %

63: 2017−12−09 to 2018−03−10

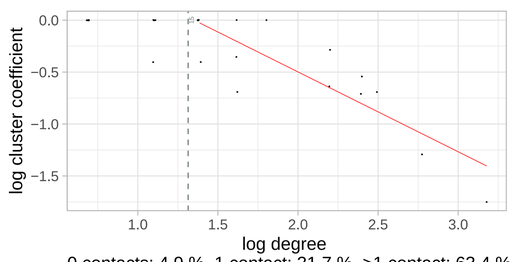

0 contacts: 4.9 %, 1 contact: 31.7 %, >1 contact: 63.4 %

64: 2018−01−23 to 2018−04−25

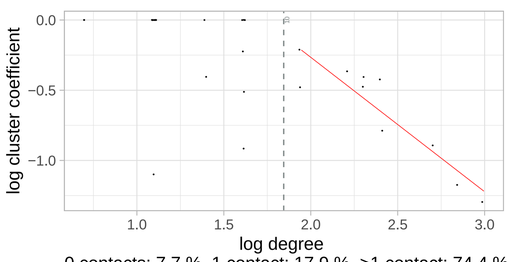

0 contacts: 7.7 %, 1 contact: 17.9 %, >1 contact: 74.4 %

65: 2018−03−10 to 2018−05−23

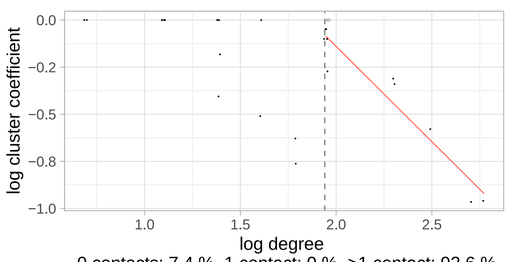

0 contacts: 7.4 %, 1 contact: 0 %, >1 contact: 92.6 %