3: 2001−12−06 to 2002−06−07

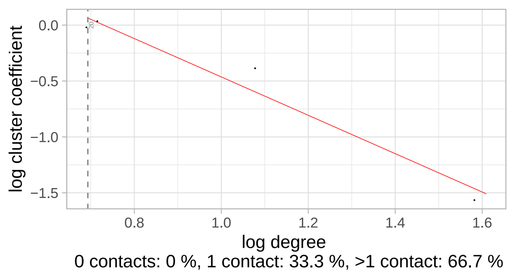

0 contacts: 0 %, 1 contact: 33.3 %, >1 contact: 66.7 %

4: 2002−03−07 to 2002−09−06

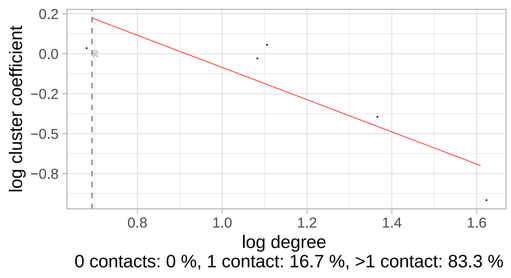

0 contacts: 0 %, 1 contact: 16.7 %, >1 contact: 83.3 %

5: 2002−06−07 to 2002−12−06

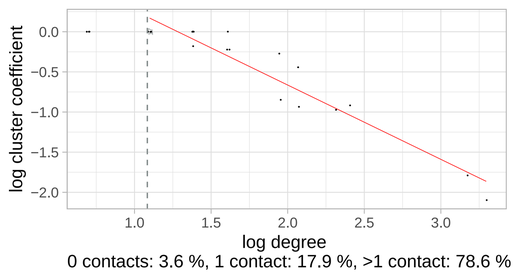

0 contacts: 3.6 %, 1 contact: 17.9 %, >1 contact: 78.6 %

6: 2002−09−06 to 2003−03−08

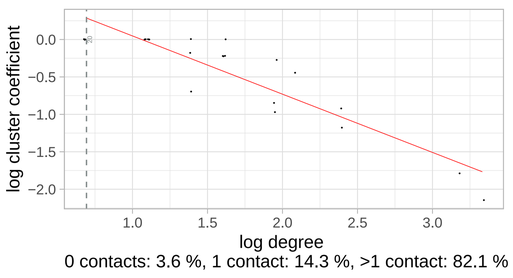

0 contacts: 3.6 %, 1 contact: 14.3 %, >1 contact: 82.1 %

7: 2002−12−06 to 2003−06−07

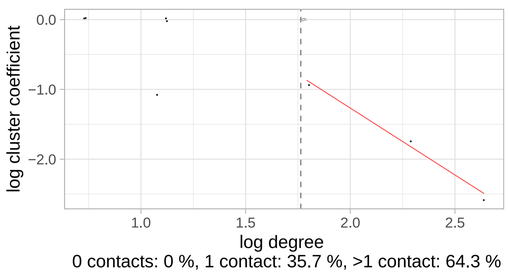

0 contacts: 0 %, 1 contact: 35.7 %, >1 contact: 64.3 %

8: 2003−03−08 to 2003−09−06

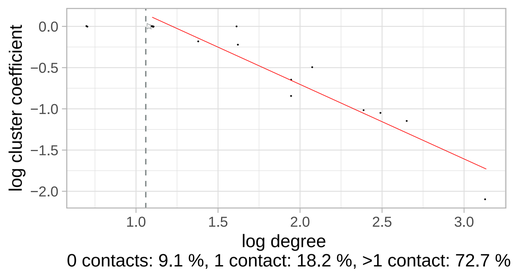

0 contacts: 9.1 %, 1 contact: 18.2 %, >1 contact: 72.7 %

9: 2003−06−07 to 2003−12−06

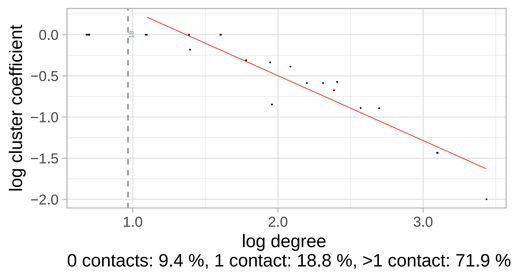

0 contacts: 9.4 %, 1 contact: 18.8 %, >1 contact: 71.9 %

10: 2003−09−06 to 2004−03−07

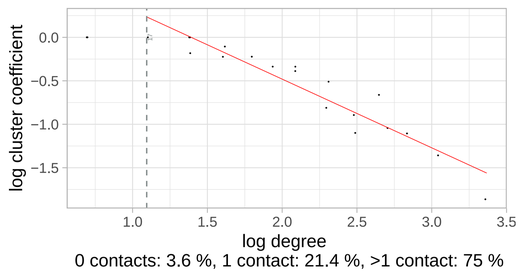

0 contacts: 3.6 %, 1 contact: 21.4 %, >1 contact: 75 %

11: 2003−12−06 to 2004−06−06

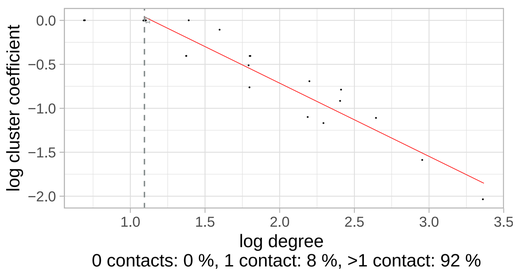

0 contacts: 0 %, 1 contact: 8 %, >1 contact: 92 %

12: 2004−03−07 to 2004−09−05

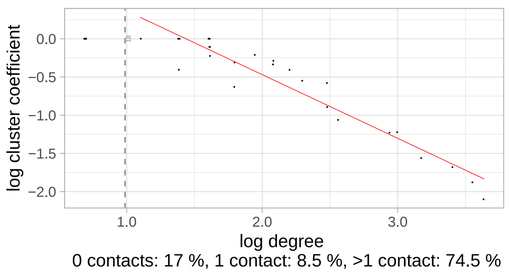

0 contacts: 17 %, 1 contact: 8.5 %, >1 contact: 74.5 %

13: 2004−06−06 to 2004−12−06

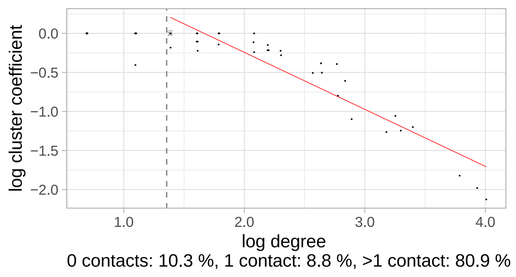

0 contacts: 10.3 %, 1 contact: 8.8 %, >1 contact: 80.9 %

14: 2004−09−05 to 2005−03−07

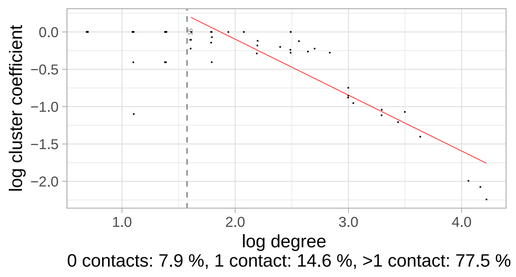

0 contacts: 7.9 %, 1 contact: 14.6 %, >1 contact: 77.5 %

15: 2004−12−06 to 2005−06−06

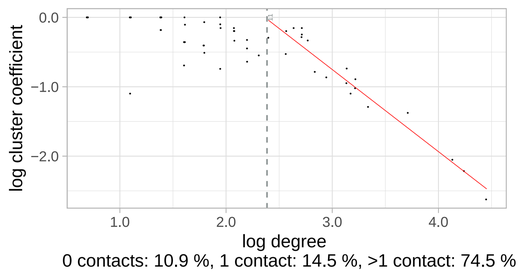

0 contacts: 10.9 %, 1 contact: 14.5 %, >1 contact: 74.5 %

16: 2005−03−07 to 2005−09−06

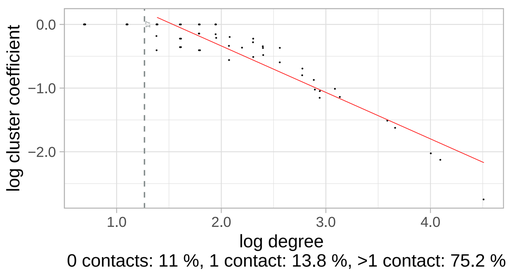

0 contacts: 11 %, 1 contact: 13.8 %, >1 contact: 75.2 %

17: 2005−06−06 to 2005−12−06

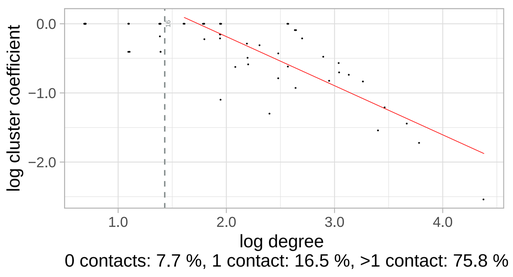

0 contacts: 7.7 %, 1 contact: 16.5 %, >1 contact: 75.8 %

18: 2005−09−06 to 2006−03−07

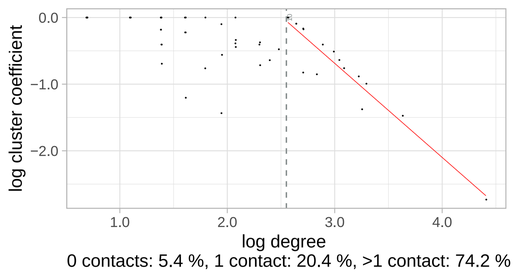

0 contacts: 5.4 %, 1 contact: 20.4 %, >1 contact: 74.2 %

19: 2005−12−06 to 2006−06−07

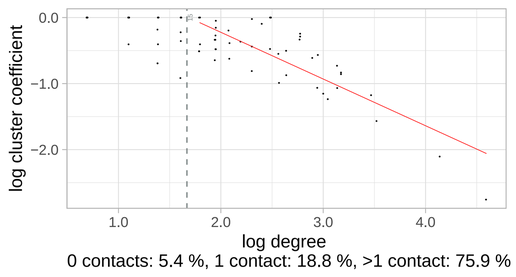

0 contacts: 5.4 %, 1 contact: 18.8 %, >1 contact: 75.9 %

20: 2006−03−07 to 2006−09−06

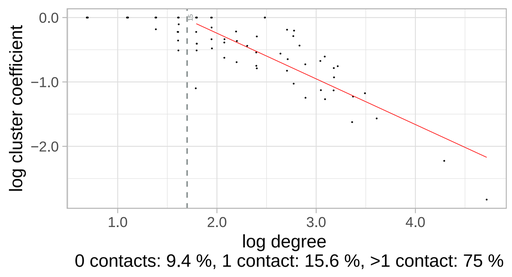

0 contacts: 9.4 %, 1 contact: 15.6 %, >1 contact: 75 %

21: 2006−06−07 to 2006−12−06

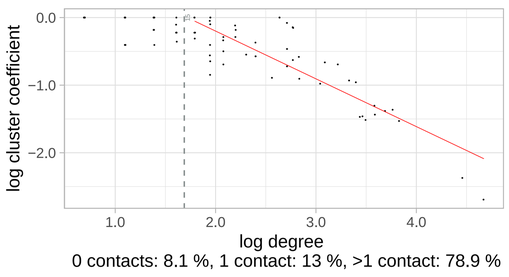

0 contacts: 8.1 %, 1 contact: 13 %, >1 contact: 78.9 %

22: 2006−09−06 to 2007−03−08

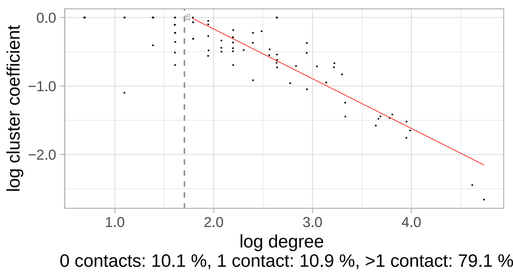

0 contacts: 10.1 %, 1 contact: 10.9 %, >1 contact: 79.1 %

23: 2006−12−06 to 2007−06−07

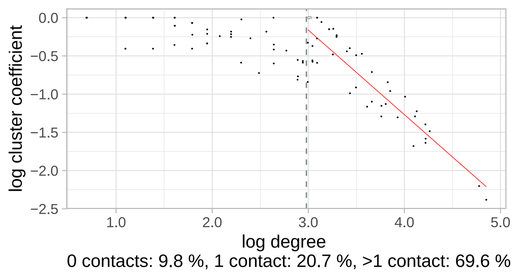

0 contacts: 9.8 %, 1 contact: 20.7 %, >1 contact: 69.6 %

24: 2007−03−08 to 2007−09−06

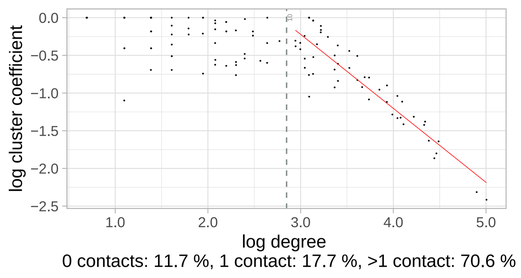

0 contacts: 11.7 %, 1 contact: 17.7 %, >1 contact: 70.6 %

25: 2007−06−07 to 2007−12−06

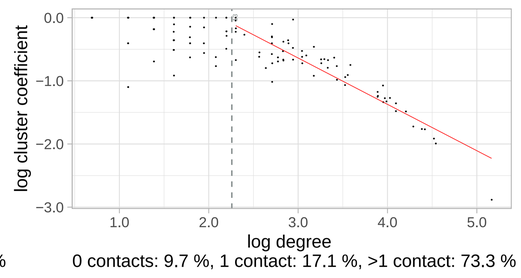

0 contacts: 9.7 %, 1 contact: 17.1 %, >1 contact: 73.3 %

26: 2007−09−06 to 2008−03−07

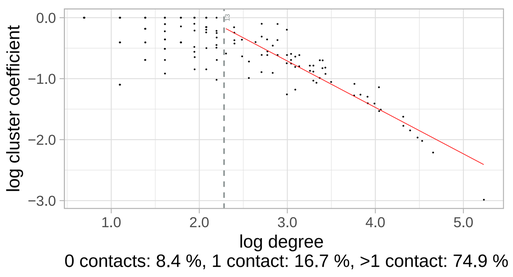

0 contacts: 8.4 %, 1 contact: 16.7 %, >1 contact: 74.9 %

27: 2007−12−06 to 2008−06−06

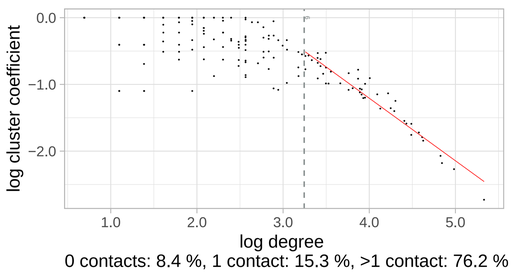

0 contacts: 8.4 %, 1 contact: 15.3 %, >1 contact: 76.2 %

28: 2008−03−07 to 2008−09−05

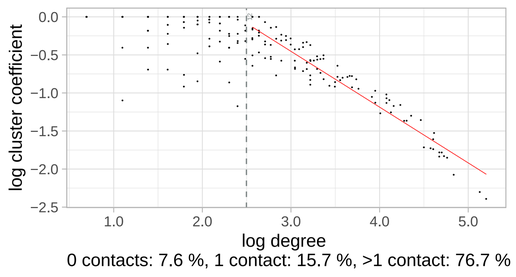

0 contacts: 7.6 %, 1 contact: 15.7 %, >1 contact: 76.7 %

29: 2008−06−06 to 2008−12−06

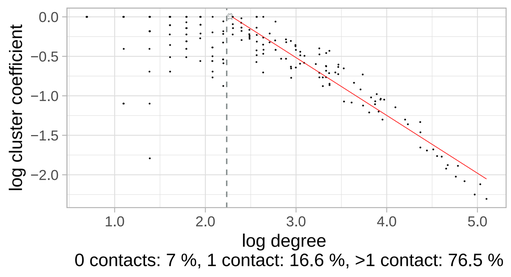

0 contacts: 7 %, 1 contact: 16.6 %, >1 contact: 76.5 %

30: 2008−09−05 to 2009−03−07

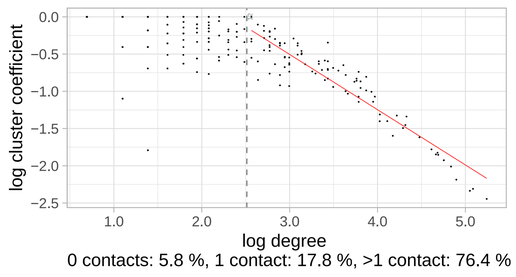

0 contacts: 5.8 %, 1 contact: 17.8 %, >1 contact: 76.4 %

31: 2008−12−06 to 2009−06−06

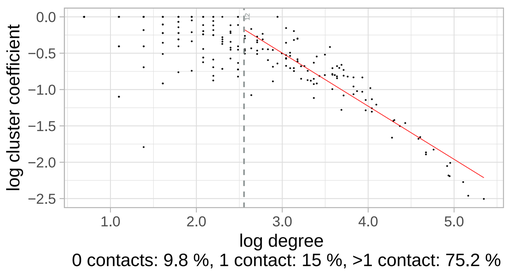

0 contacts: 9.8 %, 1 contact: 15 %, >1 contact: 75.2 %

32: 2009−03−07 to 2009−09−06

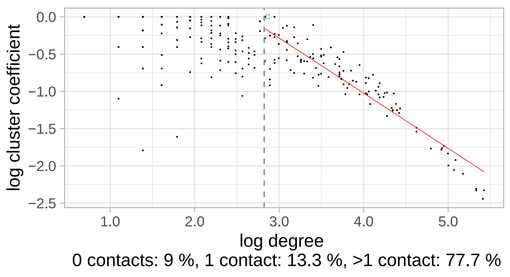

0 contacts: 9 %, 1 contact: 13.3 %, >1 contact: 77.7 %

33: 2009−06−06 to 2009−12−06

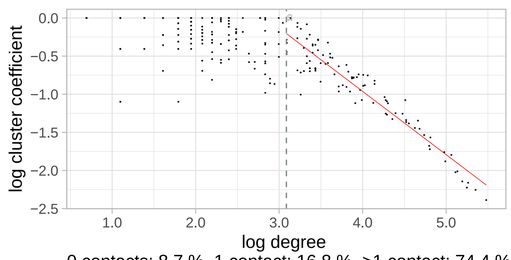

0 contacts: 8.7 %, 1 contact: 16.8 %, >1 contact: 74.4 %

34: 2009−09−06 to 2010−03−07

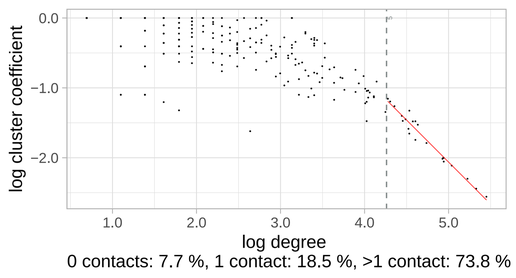

0 contacts: 7.7 %, 1 contact: 18.5 %, >1 contact: 73.8 %

35: 2009−12−06 to 2010−06−07

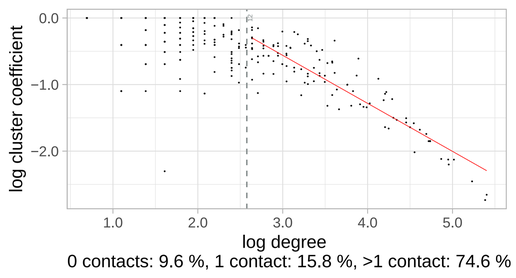

0 contacts: 9.6 %, 1 contact: 15.8 %, >1 contact: 74.6 %

36: 2010−03−07 to 2010−09−06

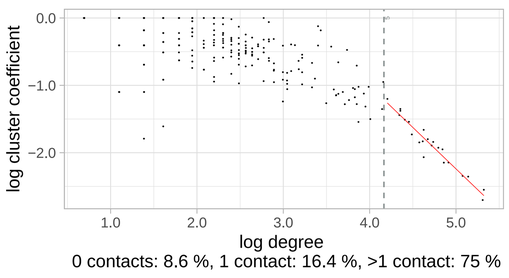

0 contacts: 8.6 %, 1 contact: 16.4 %, >1 contact: 75 %

37: 2010−06−07 to 2010−12−06

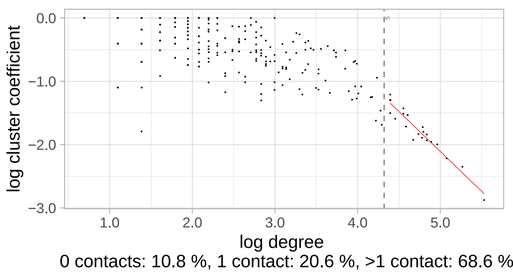

0 contacts: 10.8 %, 1 contact: 20.6 %, >1 contact: 68.6 %

38: 2010−09−06 to 2011−03−08

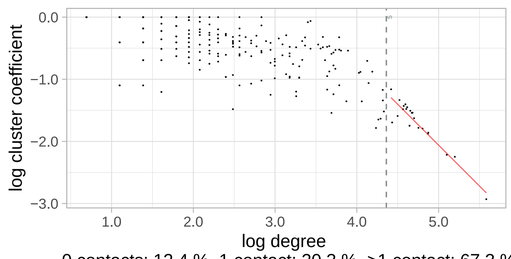

0 contacts: 12.4 %, 1 contact: 20.3 %, >1 contact: 67.3 %

39: 2010−12−06 to 2011−06−07

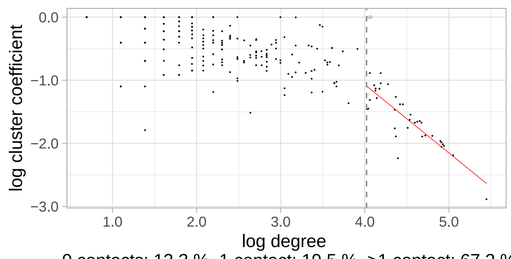

0 contacts: 13.3 %, 1 contact: 19.5 %, >1 contact: 67.2 %

40: 2011−03−08 to 2011−09−06

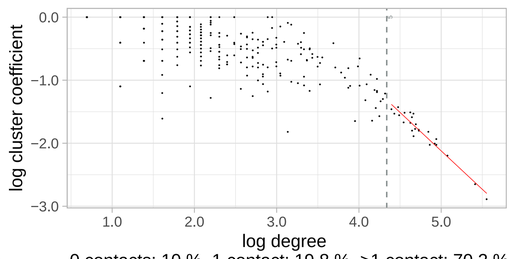

0 contacts: 10 %, 1 contact: 19.8 %, >1 contact: 70.2 %

41: 2011−06−07 to 2011−12−06

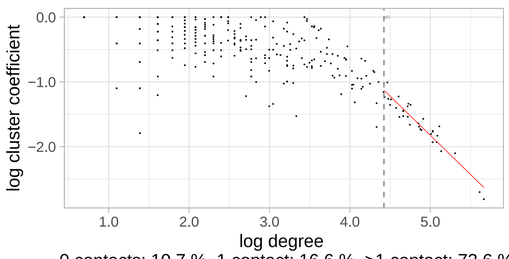

0 contacts: 10.7 %, 1 contact: 16.6 %, >1 contact: 72.6 %

42: 2011−09−06 to 2012−03−07

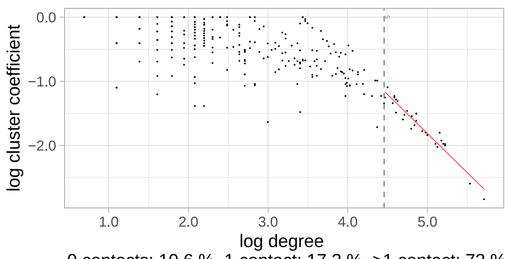

0 contacts: 10.6 %, 1 contact: 17.3 %, >1 contact: 72 %

43: 2011−12−06 to 2012−06−06

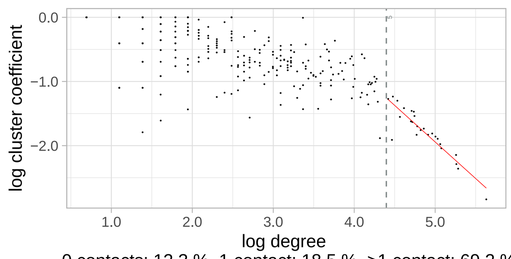

0 contacts: 12.3 %, 1 contact: 18.5 %, >1 contact: 69.2 %

44: 2012−03−07 to 2012−09−05

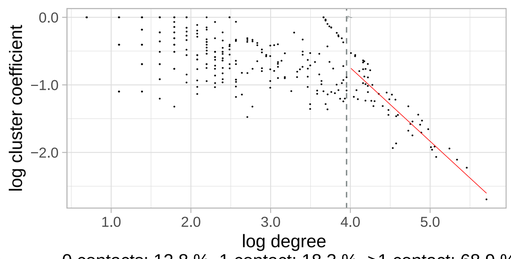

0 contacts: 12.8 %, 1 contact: 18.3 %, >1 contact: 68.9 %

45: 2012−06−06 to 2012−12−06

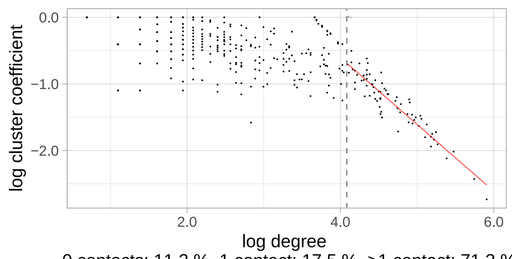

0 contacts: 11.2 %, 1 contact: 17.5 %, >1 contact: 71.3 %

46: 2012−09−05 to 2013−03−07

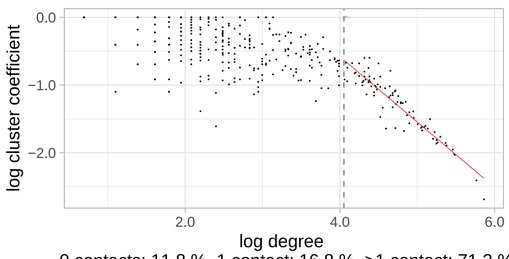

0 contacts: 11.8 %, 1 contact: 16.8 %, >1 contact: 71.3 %

47: 2012−12−06 to 2013−06−06

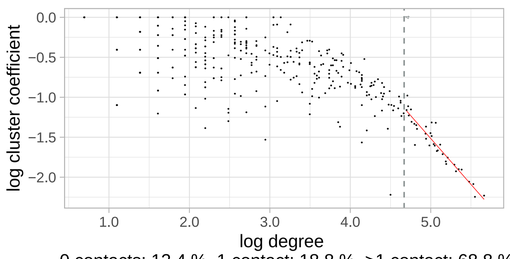

0 contacts: 12.4 %, 1 contact: 18.8 %, >1 contact: 68.8 %

48: 2013−03−07 to 2013−09−06

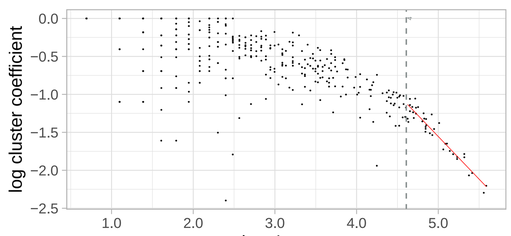

0 contacts: 13.3 %, 1 contact: 18.6 %, >1 contact: 68.1 %

49: 2013−06−06 to 2013−12−06

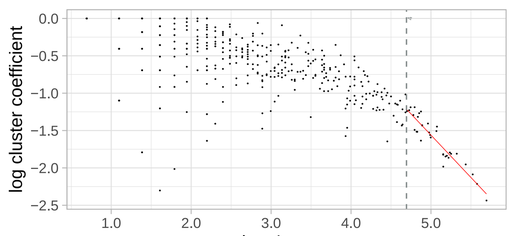

0 contacts: 12 %, 1 contact: 18.8 %, >1 contact: 69.2 %

50: 2013−09−06 to 2014−03−07

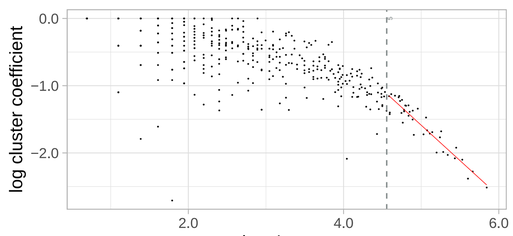

0 contacts: 10 %, 1 contact: 17.6 %, >1 contact: 72.4 %

51: 2013−12−06 to 2014−06−07

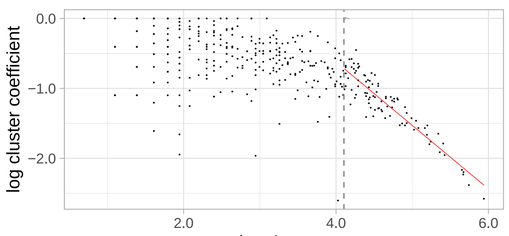

0 contacts: 11.5 %, 1 contact: 16 %, >1 contact: 72.5 %

52: 2014−03−07 to 2014−09−06

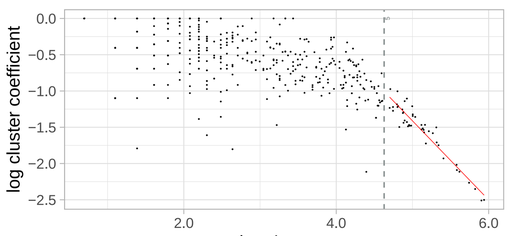

0 contacts: 9.6 %, 1 contact: 15.8 %, >1 contact: 74.6 %

53: 2014−06−07 to 2014−12−06

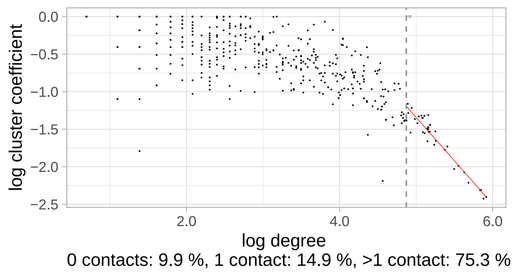

0 contacts: 9.9 %, 1 contact: 14.9 %, >1 contact: 75.3 %

54: 2014−09−06 to 2015−03−08

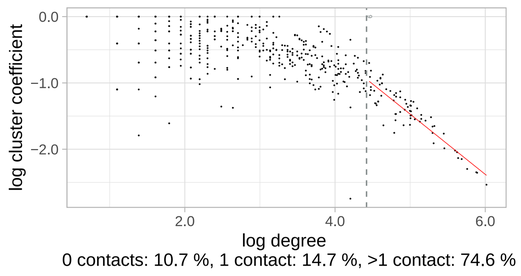

0 contacts: 10.7 %, 1 contact: 14.7 %, >1 contact: 74.6 %

55: 2014−12−06 to 2015−06−07

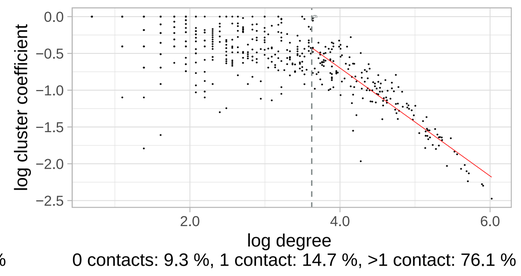

0 contacts: 9.3 %, 1 contact: 14.7 %, >1 contact: 76.1 %

56: 2015−03−08 to 2015−09−06

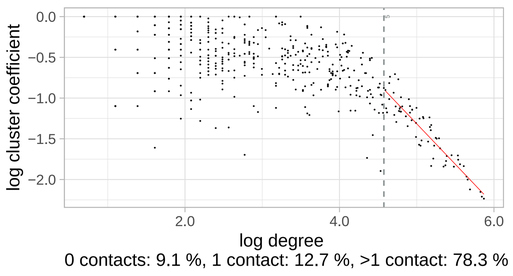

0 contacts: 9.1 %, 1 contact: 12.7 %, >1 contact: 78.3 %

57: 2015−06−07 to 2015−12−06

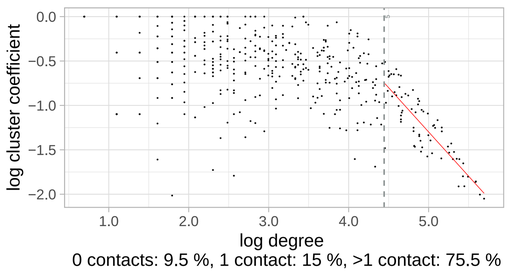

0 contacts: 9.5 %, 1 contact: 15 %, >1 contact: 75.5 %

58: 2015−09−06 to 2016−03−07

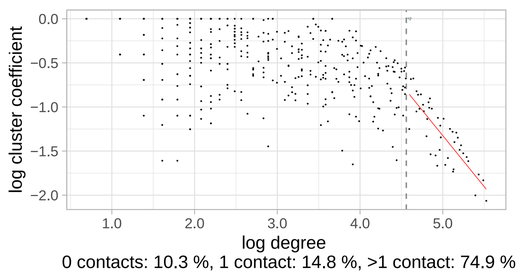

0 contacts: 10.3 %, 1 contact: 14.8 %, >1 contact: 74.9 %

59: 2015−12−06 to 2016−06−06

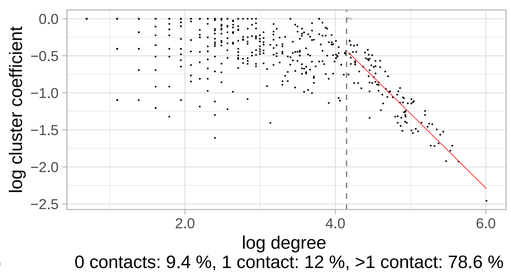

0 contacts: 9.4 %, 1 contact: 12 %, >1 contact: 78.6 %

60: 2016−03−07 to 2016−09−05

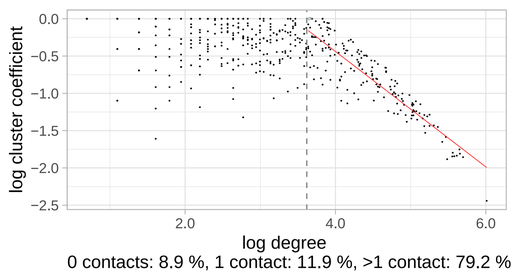

0 contacts: 8.9 %, 1 contact: 11.9 %, >1 contact: 79.2 %

61: 2016−06−06 to 2016−12−06

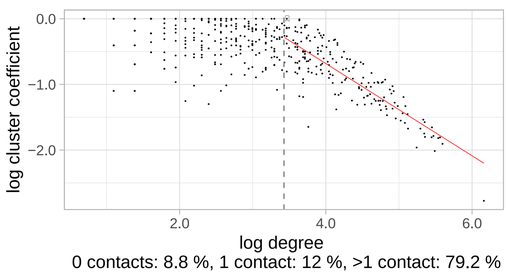

0 contacts: 8.8 %, 1 contact: 12 %, >1 contact: 79.2 %

62: 2016−09−05 to 2017−03−07

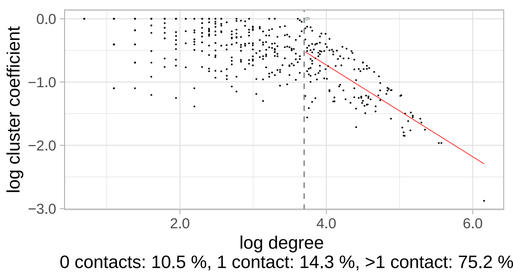

0 contacts: 10.5 %, 1 contact: 14.3 %, >1 contact: 75.2 %

63: 2016−12−06 to 2017−06−06

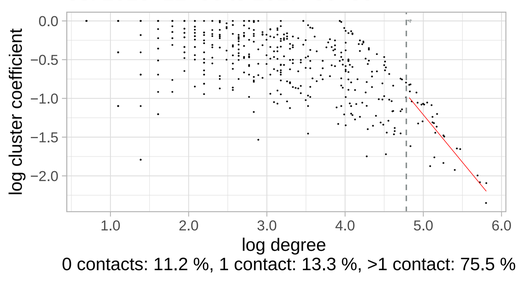

0 contacts: 11.2 %, 1 contact: 13.3 %, >1 contact: 75.5 %

64: 2017−03−07 to 2017−09−06

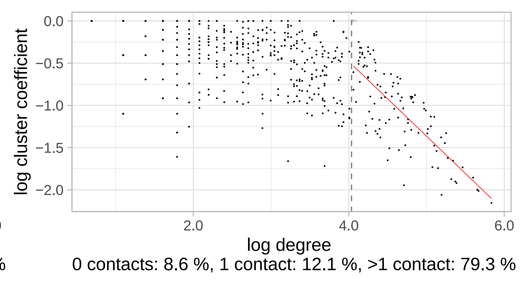

0 contacts: 8.6 %, 1 contact: 12.1 %, >1 contact: 79.3 %

65: 2017−06−06 to 2017−12−06

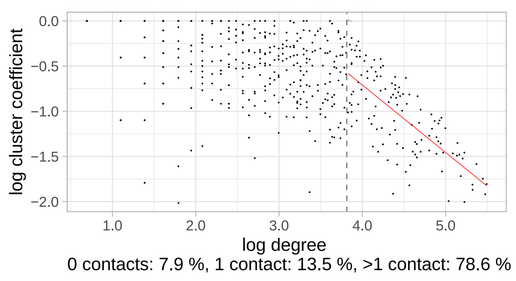

0 contacts: 7.9 %, 1 contact: 13.5 %, >1 contact: 78.6 %

66: 2017−09−06 to 2017−12−22

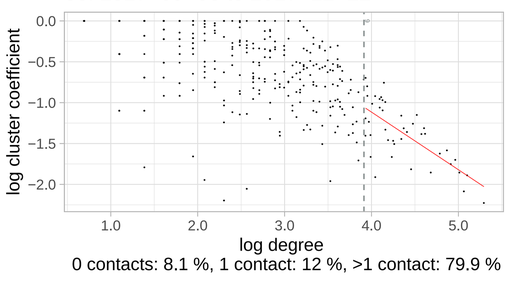

0 contacts: 8.1 %, 1 contact: 12 %, >1 contact: 79.9 %