4: 2001−07−20 to 2002−07−20

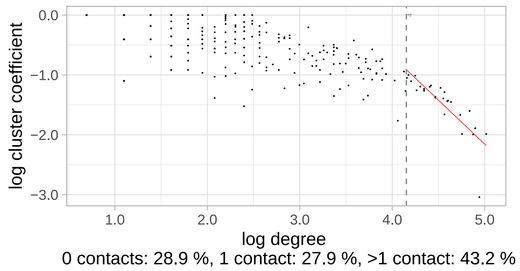

0 contacts: 28.9 %, 1 contact: 27.9 %, >1 contact: 43.2 %

5: 2002−01−19 to 2003−01−19

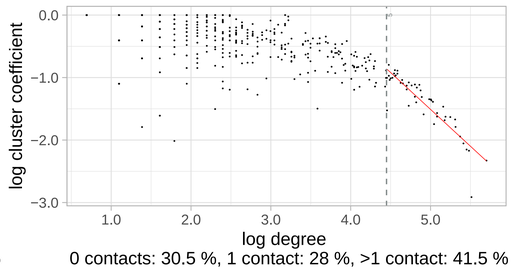

0 contacts: 30.5 %, 1 contact: 28 %, >1 contact: 41.5 %

6: 2002−07−20 to 2003−07−21

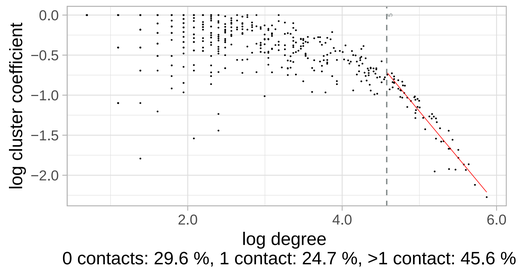

0 contacts: 29.6 %, 1 contact: 24.7 %, >1 contact: 45.6 %

7: 2003−01−19 to 2004−01−19

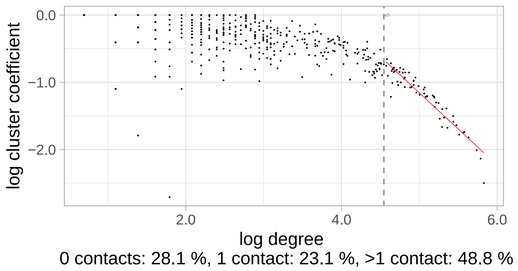

0 contacts: 28.1 %, 1 contact: 23.1 %, >1 contact: 48.8 %

8: 2003−07−21 to 2004−07−20

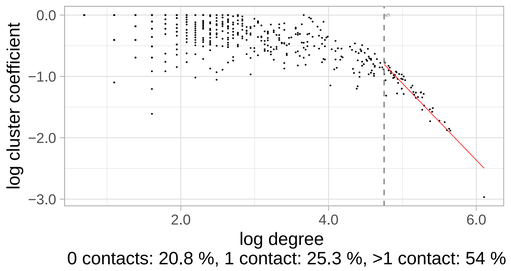

0 contacts: 20.8 %, 1 contact: 25.3 %, >1 contact: 54 %

9: 2004−01−19 to 2005−01−19

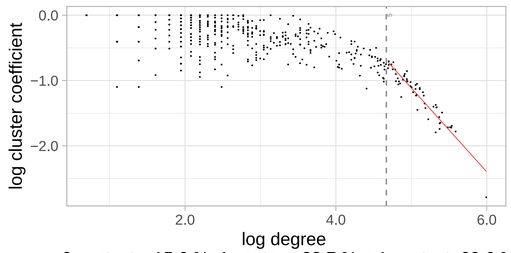

0 contacts: 15.6 %, 1 contact: 23.7 %, >1 contact: 60.6 %

10: 2004−07−20 to 2005−07−20

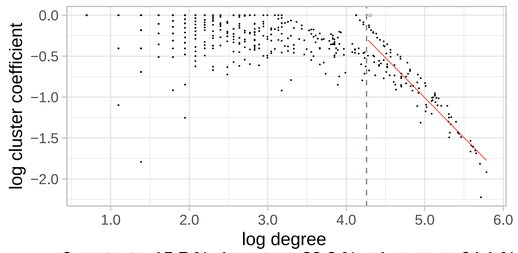

0 contacts: 15.7 %, 1 contact: 20.2 %, >1 contact: 64.1 %

11: 2005−01−19 to 2006−01−19

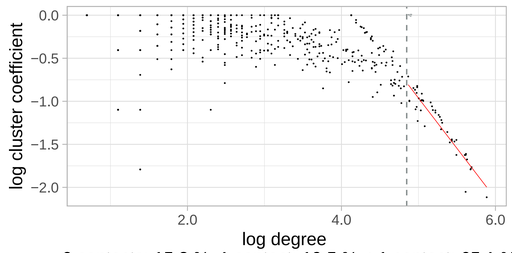

0 contacts: 15.3 %, 1 contact: 19.5 %, >1 contact: 65.1 %

12: 2005−07−20 to 2006−07−20

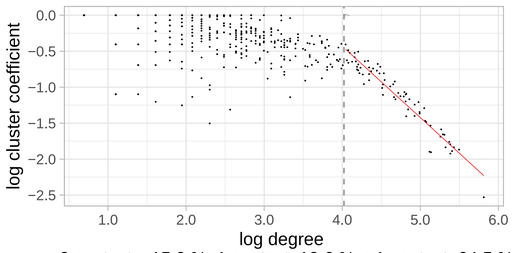

0 contacts: 15.9 %, 1 contact: 19.6 %, >1 contact: 64.5 %

13: 2006−01−19 to 2007−01−19

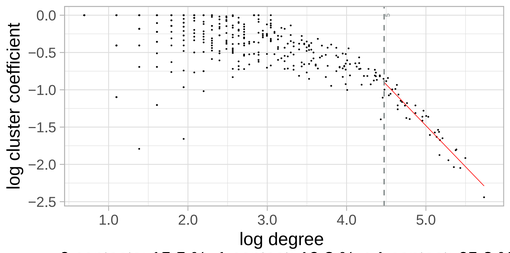

0 contacts: 15.5 %, 1 contact: 19.3 %, >1 contact: 65.2 %

14: 2006−07−20 to 2007−07−21

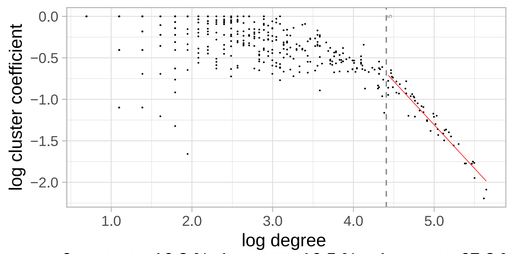

0 contacts: 16.3 %, 1 contact: 16.5 %, >1 contact: 67.2 %

15: 2007−01−19 to 2008−01−19

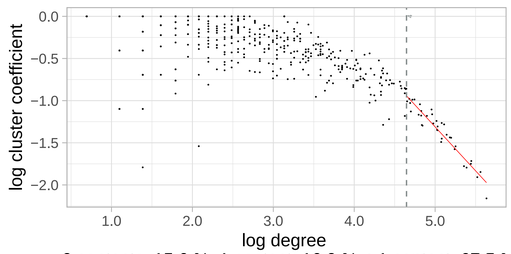

0 contacts: 15.6 %, 1 contact: 16.9 %, >1 contact: 67.5 %

16: 2007−07−21 to 2008−07−20

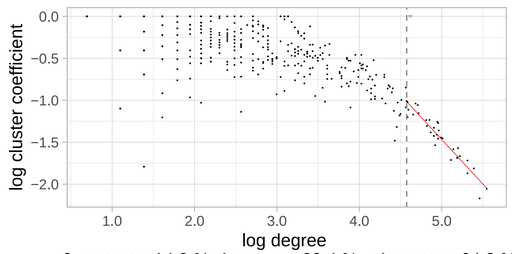

0 contacts: 14.9 %, 1 contact: 20.4 %, >1 contact: 64.8 %

17: 2008−01−19 to 2009−01−19

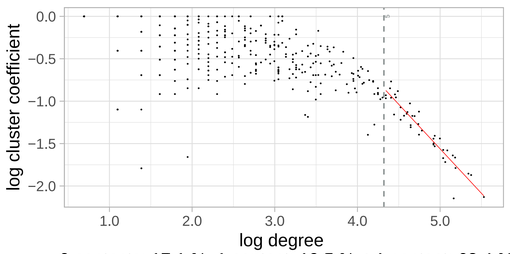

0 contacts: 17.1 %, 1 contact: 19.5 %, >1 contact: 63.4 %

18: 2008−07−20 to 2009−07−20

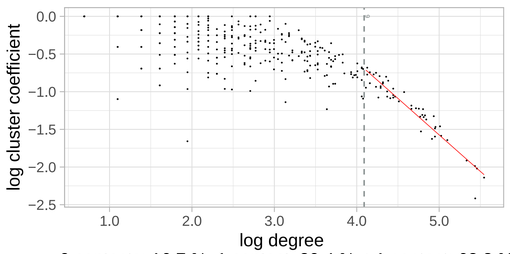

0 contacts: 16.7 %, 1 contact: 20.4 %, >1 contact: 62.8 %

19: 2009−01−19 to 2010−01−19

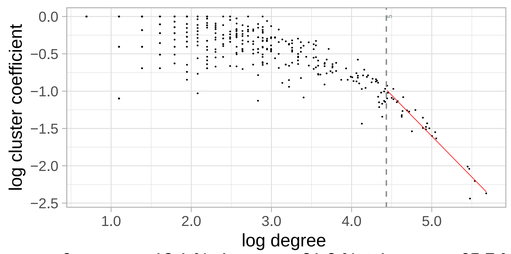

0 contacts: 13.1 %, 1 contact: 21.2 %, >1 contact: 65.7 %

20: 2009−07−20 to 2010−07−20

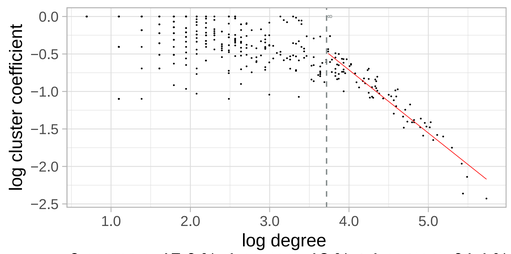

0 contacts: 17.6 %, 1 contact: 18 %, >1 contact: 64.4 %

21: 2010−01−19 to 2011−01−19

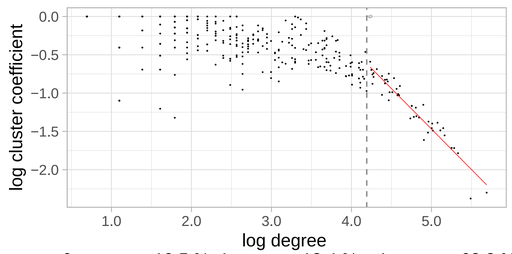

0 contacts: 19.5 %, 1 contact: 18.4 %, >1 contact: 62.2 %

22: 2010−07−20 to 2011−07−21

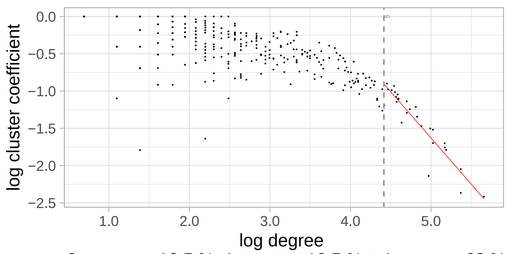

0 contacts: 12.5 %, 1 contact: 19.5 %, >1 contact: 68 %

23: 2011−01−19 to 2012−01−19

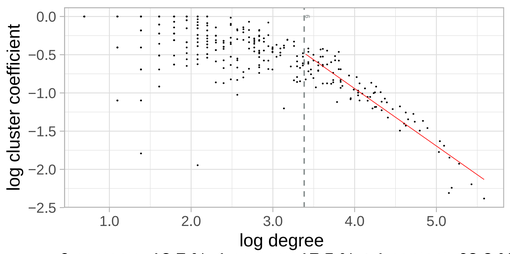

0 contacts: 13.7 %, 1 contact: 17.5 %, >1 contact: 68.8 %

24: 2011−07−21 to 2012−07−20

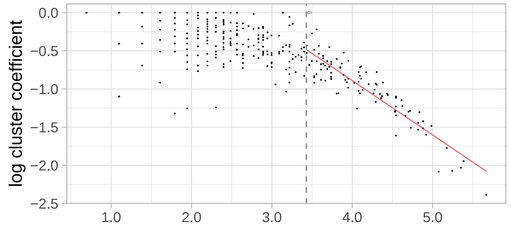

0 contacts: 15.6 %, 1 contact: 18.5 %, >1 contact: 65.9 %

25: 2012−01−19 to 2013−01−19

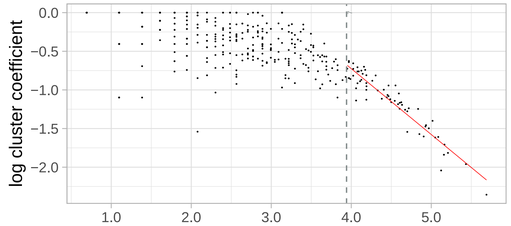

0 contacts: 16.7 %, 1 contact: 17.5 %, >1 contact: 65.8 %

26: 2012−07−20 to 2013−07−20

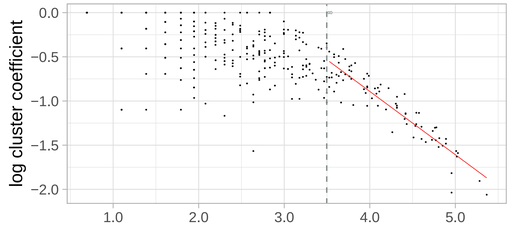

0 contacts: 17.3 %, 1 contact: 17.7 %, >1 contact: 65 %

27: 2013−01−19 to 2014−01−19

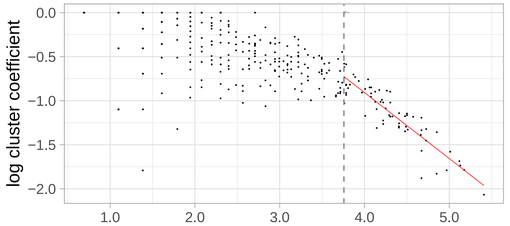

0 contacts: 21.4 %, 1 contact: 15.5 %, >1 contact: 63.1 %

28: 2013−07−20 to 2014−07−20

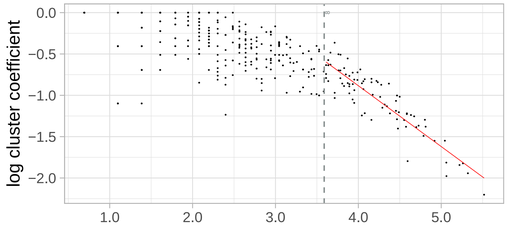

0 contacts: 23.2 %, 1 contact: 14.4 %, >1 contact: 62.4 %

29: 2014−01−19 to 2015−01−19

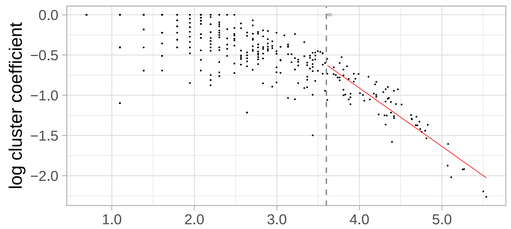

0 contacts: 18.8 %, 1 contact: 17 %, >1 contact: 64.1 %

30: 2014−07−20 to 2015−07−21

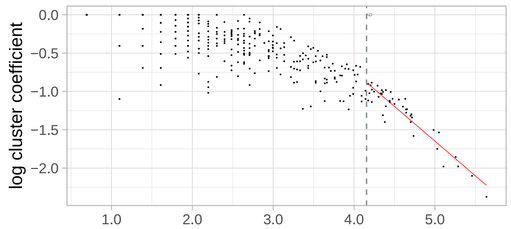

0 contacts: 12.1 %, 1 contact: 16 %, >1 contact: 71.9 %

31: 2015−01−19 to 2016−01−19

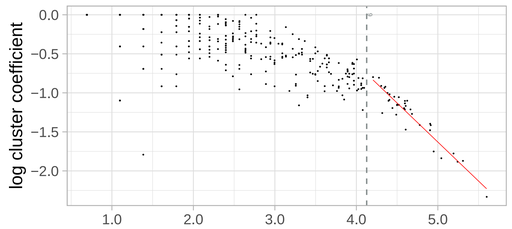

0 contacts: 11.4 %, 1 contact: 16.3 %, >1 contact: 72.3 %

32: 2015−07−21 to 2016−07−20

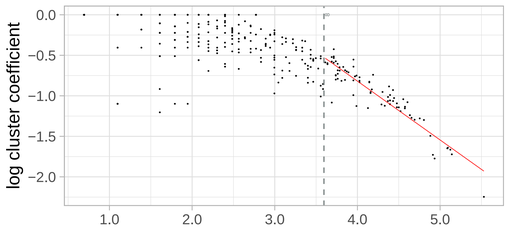

0 contacts: 15.8 %, 1 contact: 16.9 %, >1 contact: 67.3 %

33: 2016−01−19 to 2017−01−19

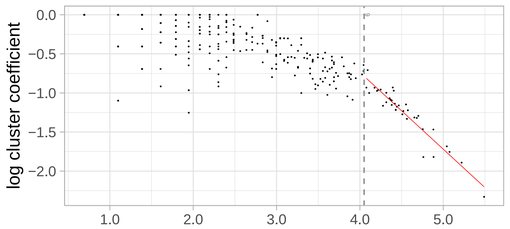

0 contacts: 15.6 %, 1 contact: 14.8 %, >1 contact: 69.7 %

34: 2016−07−20 to 2017−07−20

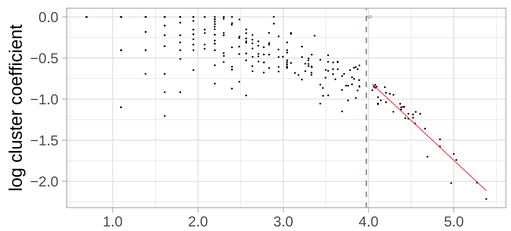

0 contacts: 14 %, 1 contact: 14.6 %, >1 contact: 71.4 %

35: 2017−01−19 to 2018−01−19

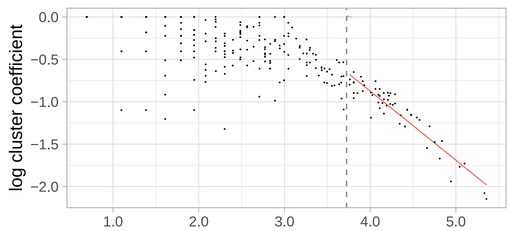

0 contacts: 11.9 %, 1 contact: 16.4 %, >1 contact: 71.7 %

36: 2017−07−20 to 2018−07−20

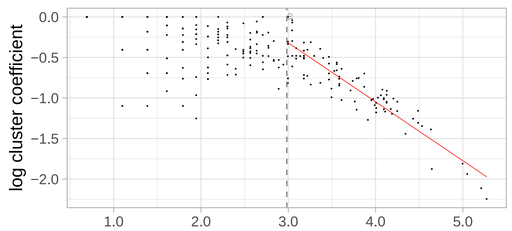

0 contacts: 12.8 %, 1 contact: 15.7 %, >1 contact: 71.5 %

37: 2018−01−19 to 2019−01−19

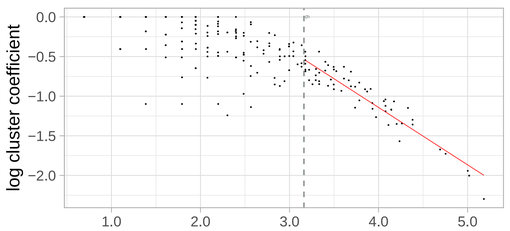

0 contacts: 15.6 %, 1 contact: 15.4 %, >1 contact: 69 %

38: 2018−07−20 to 2019−02−20

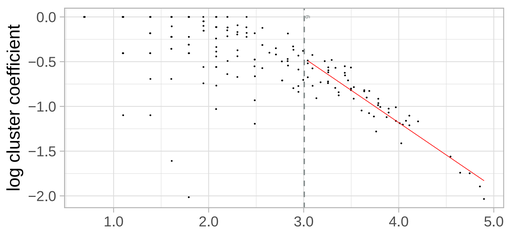

0 contacts: 14.2 %, 1 contact: 12 %, >1 contact: 73.8 %