2: 2012−06−09 to 2012−12−09

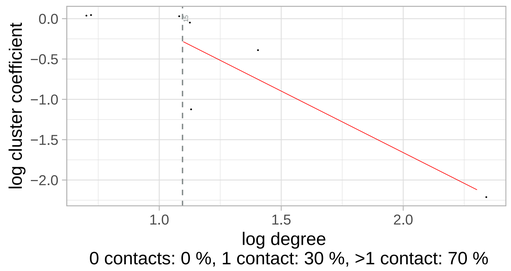

0 contacts: 0 %, 1 contact: 30 %, >1 contact: 70 %

3: 2012−09−09 to 2013−03−10

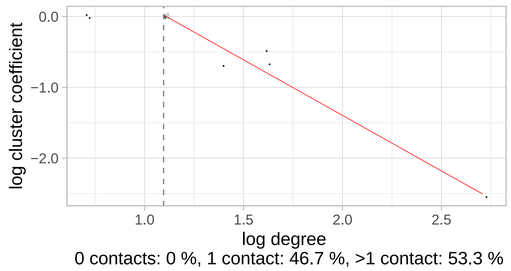

0 contacts: 0 %, 1 contact: 46.7 %, >1 contact: 53.3 %

4: 2012−12−09 to 2013−06−10

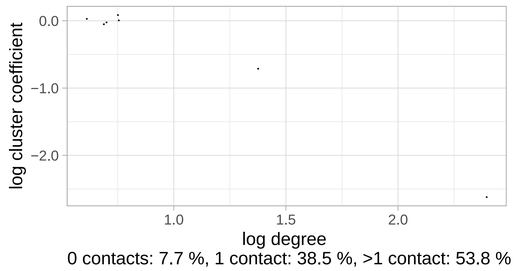

0 contacts: 7.7 %, 1 contact: 38.5 %, >1 contact: 53.8 %

5: 2013−03−10 to 2013−09−09

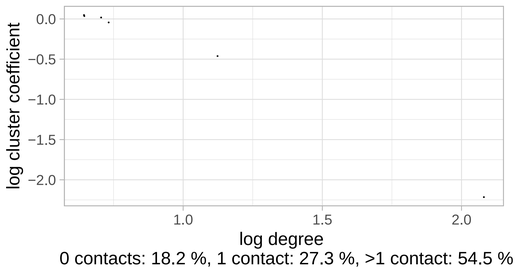

0 contacts: 18.2 %, 1 contact: 27.3 %, >1 contact: 54.5 %

6: 2013−06−10 to 2013−12−09

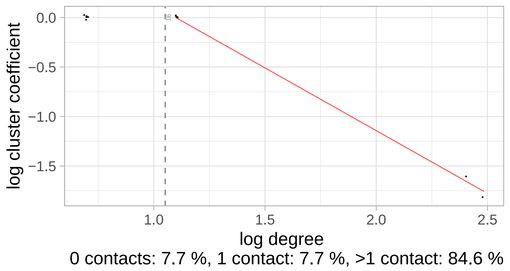

0 contacts: 7.7 %, 1 contact: 7.7 %, >1 contact: 84.6 %

7: 2013−09−09 to 2014−03−11

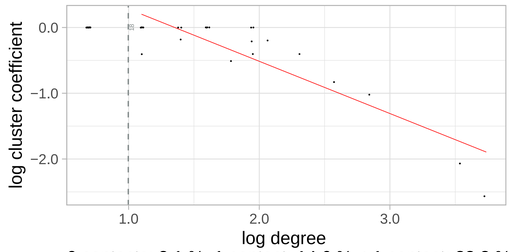

0 contacts: 2.1 %, 1 contact: 14.6 %, >1 contact: 83.3 %

8: 2013−12−09 to 2014−06−10

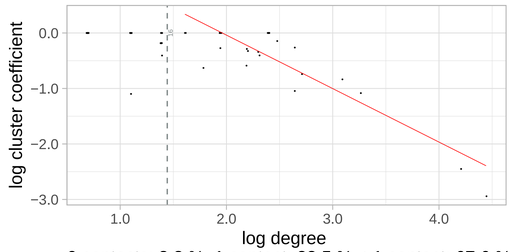

0 contacts: 8.8 %, 1 contact: 23.5 %, >1 contact: 67.6 %

9: 2014−03−11 to 2014−09−09

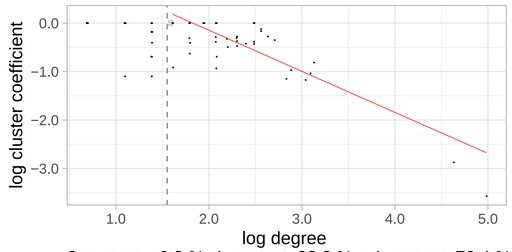

0 contacts: 6.8 %, 1 contact: 22.8 %, >1 contact: 70.4 %

10: 2014−06−10 to 2014−12−09

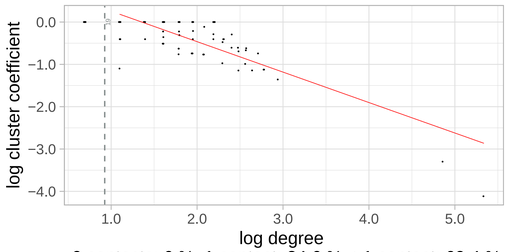

0 contacts: 6 %, 1 contact: 24.6 %, >1 contact: 69.4 %

11: 2014−09−09 to 2015−03−11

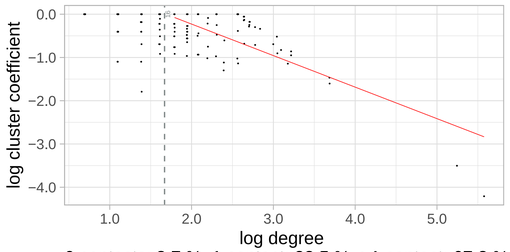

0 contacts: 8.7 %, 1 contact: 23.5 %, >1 contact: 67.8 %

12: 2014−12−09 to 2015−06−10

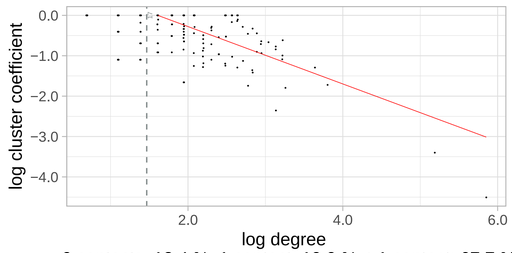

0 contacts: 12.4 %, 1 contact: 19.9 %, >1 contact: 67.7 %

13: 2015−03−11 to 2015−09−09

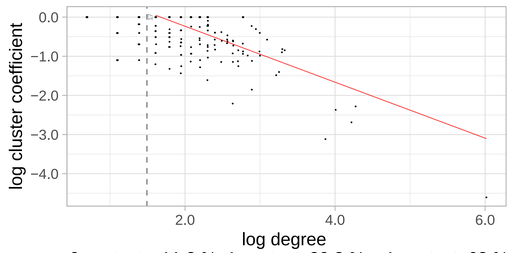

0 contacts: 11.2 %, 1 contact: 20.8 %, >1 contact: 68 %

14: 2015−06−10 to 2015−12−10

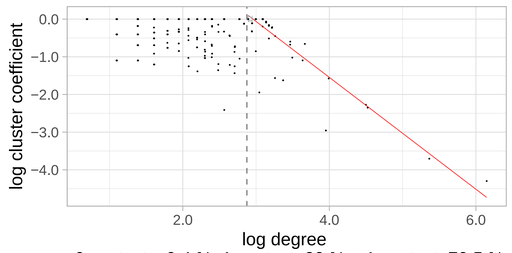

0 contacts: 9.4 %, 1 contact: 20 %, >1 contact: 70.5 %

15: 2015−09−09 to 2016−03−10

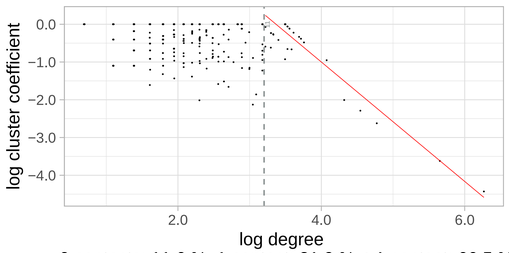

0 contacts: 11.6 %, 1 contact: 21.9 %, >1 contact: 66.5 %

16: 2015−12−10 to 2016−06−09

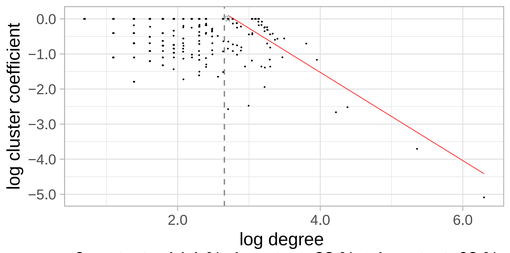

0 contacts: 14.1 %, 1 contact: 23 %, >1 contact: 63 %

17: 2016−03−10 to 2016−09−09

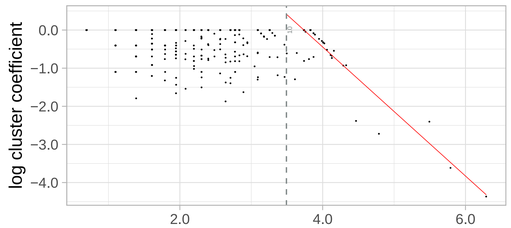

0 contacts: 10.8 %, 1 contact: 23 %, >1 contact: 66.2 %

18: 2016−06−09 to 2016−12−09

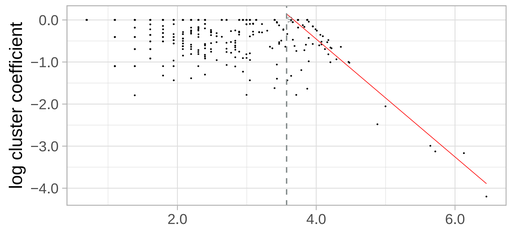

0 contacts: 8.2 %, 1 contact: 19.1 %, >1 contact: 72.7 %

19: 2016−09−09 to 2017−03−10

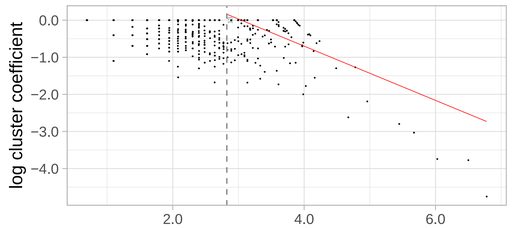

0 contacts: 8.5 %, 1 contact: 16.8 %, >1 contact: 74.6 %

20: 2016−12−09 to 2017−06−10

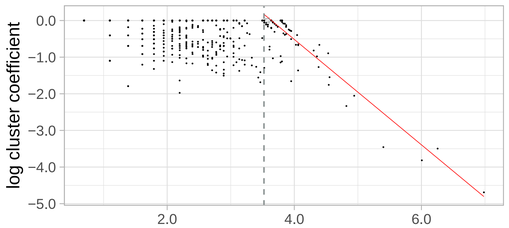

0 contacts: 8.2 %, 1 contact: 19.7 %, >1 contact: 72.1 %

21: 2017−03−10 to 2017−09−09

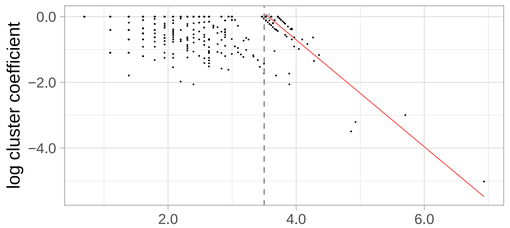

0 contacts: 11.6 %, 1 contact: 22.8 %, >1 contact: 65.6 %

22: 2017−06−10 to 2017−12−09

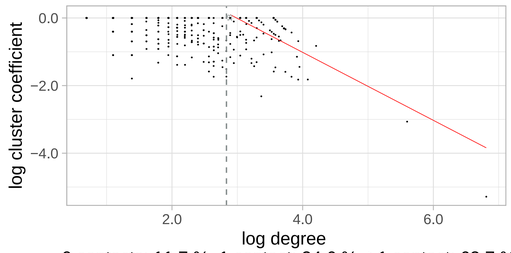

0 contacts: 11.7 %, 1 contact: 24.6 %, >1 contact: 63.7 %

23: 2017−09−09 to 2018−03−11

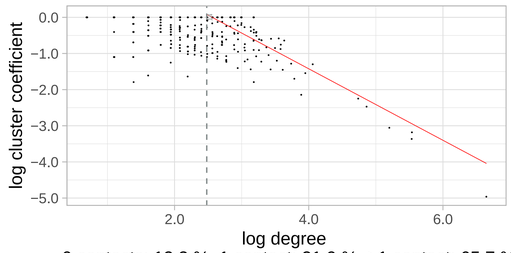

0 contacts: 12.3 %, 1 contact: 21.9 %, >1 contact: 65.7 %

24: 2017−12−09 to 2018−06−10

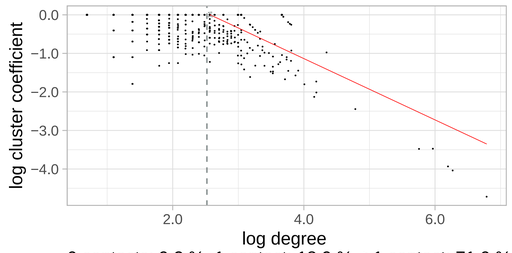

0 contacts: 9.2 %, 1 contact: 18.9 %, >1 contact: 71.9 %

25: 2018−03−11 to 2018−09−09

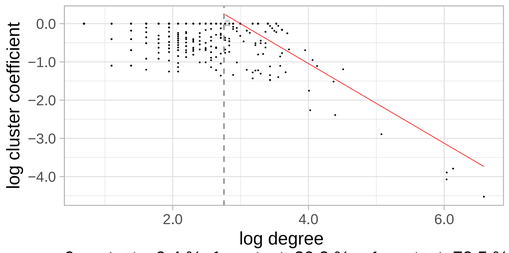

0 contacts: 9.4 %, 1 contact: 20.2 %, >1 contact: 70.5 %

26: 2018−06−10 to 2018−12−09

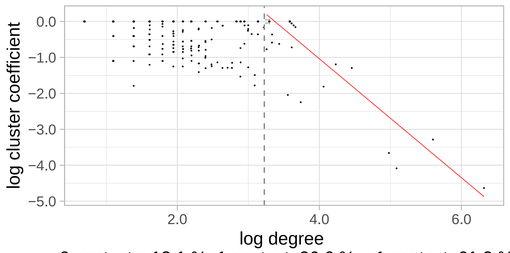

0 contacts: 12.1 %, 1 contact: 26.6 %, >1 contact: 61.3 %

27: 2018−09−09 to 2019−03−11

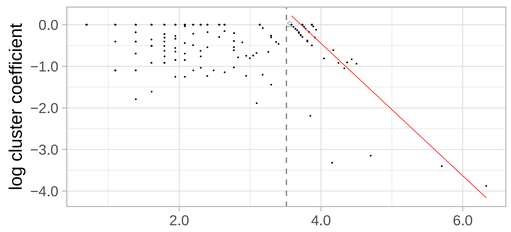

0 contacts: 15.6 %, 1 contact: 23.2 %, >1 contact: 61.2 %

28: 2018−12−09 to 2019−06−10

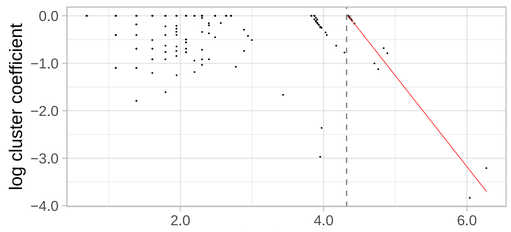

0 contacts: 14.6 %, 1 contact: 22.2 %, >1 contact: 63.2 %

29: 2019−03−11 to 2019−09−09

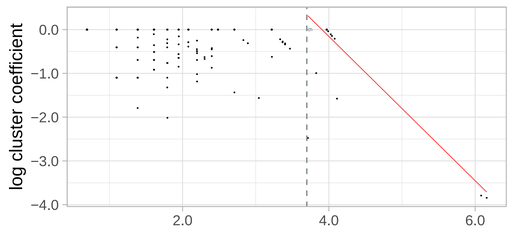

0 contacts: 14.3 %, 1 contact: 25.6 %, >1 contact: 60.1 %

30: 2019−06−10 to 2019−12−10

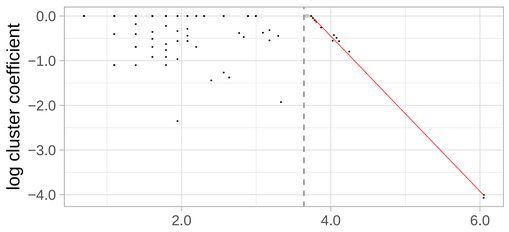

0 contacts: 14.9 %, 1 contact: 24.2 %, >1 contact: 60.9 %

31: 2019−09−09 to 2020−03−10

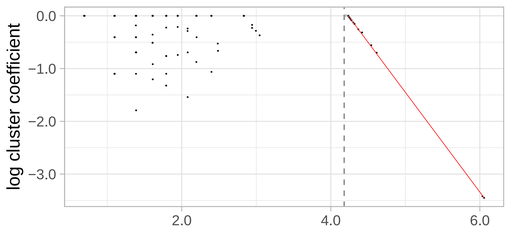

0 contacts: 13.7 %, 1 contact: 28.4 %, >1 contact: 57.9 %

32: 2019−12−10 to 2020−06−09

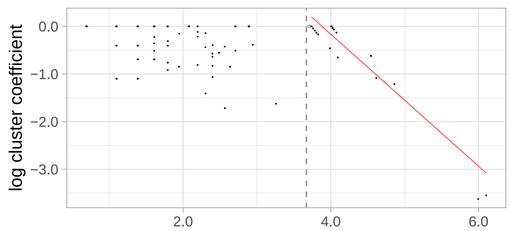

0 contacts: 13.9 %, 1 contact: 28.7 %, >1 contact: 57.4 %

33: 2020−03−10 to 2020−09−09

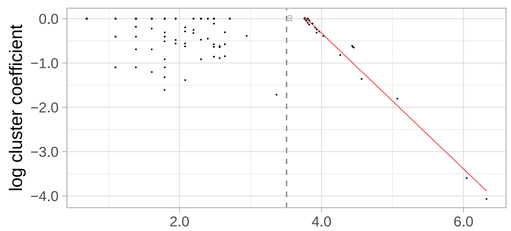

0 contacts: 12.2 %, 1 contact: 27 %, >1 contact: 60.8 %

34: 2020−06−09 to 2020−12−09

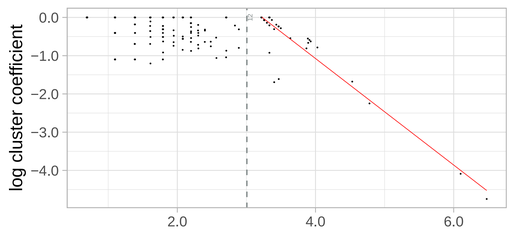

0 contacts: 12.8 %, 1 contact: 28.5 %, >1 contact: 58.7 %

35: 2020−09−09 to 2020−12−21

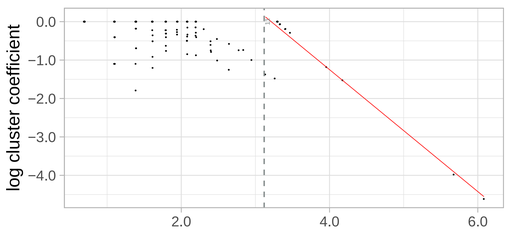

0 contacts: 13.6 %, 1 contact: 30.5 %, >1 contact: 55.9 %