1: 2012−05−01 to 2013−05−01

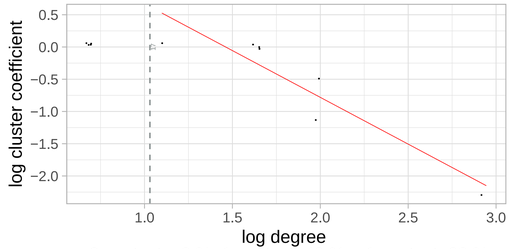

0 contacts: 0 %, 1 contact: 40 %, >1 contact: 60 %

2: 2012−10−30 to 2013−10−31

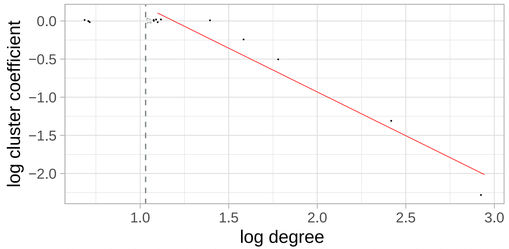

0 contacts: 9.1 %, 1 contact: 27.3 %, >1 contact: 63.6 %

3: 2013−05−01 to 2014−05−01

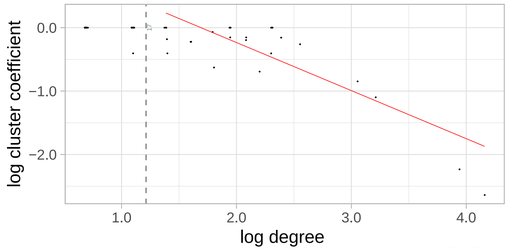

0 contacts: 9.3 %, 1 contact: 16 %, >1 contact: 74.7 %

4: 2013−10−31 to 2014−10−31

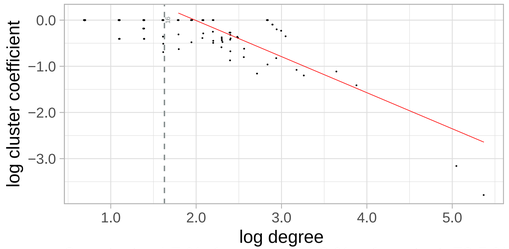

0 contacts: 4.7 %, 1 contact: 24.8 %, >1 contact: 70.5 %

5: 2014−05−01 to 2015−05−01

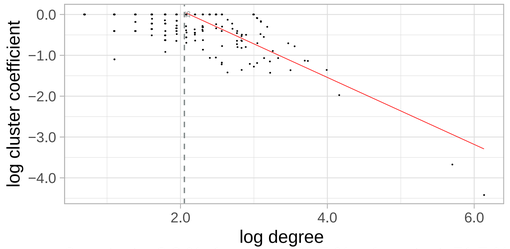

0 contacts: 6.8 %, 1 contact: 21.5 %, >1 contact: 71.7 %

6: 2014−10−31 to 2015−10−31

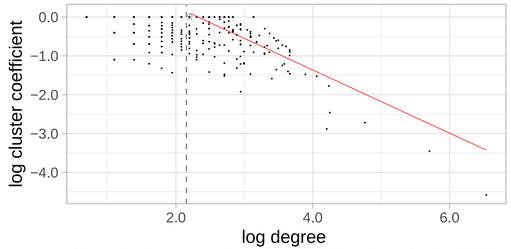

0 contacts: 7.7 %, 1 contact: 20 %, >1 contact: 72.3 %

7: 2015−05−01 to 2016−05−01

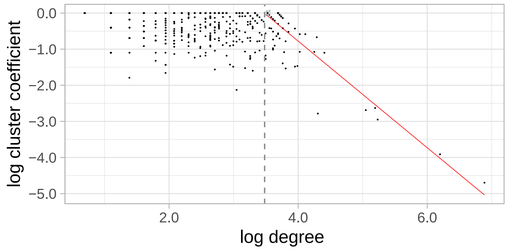

0 contacts: 8.5 %, 1 contact: 20.1 %, >1 contact: 71.4 %

8: 2015−10−31 to 2016−10−30

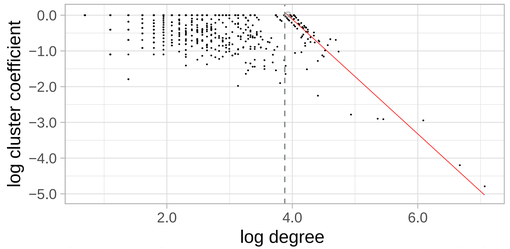

0 contacts: 6.5 %, 1 contact: 18.9 %, >1 contact: 74.6 %

9: 2016−05−01 to 2017−05−01

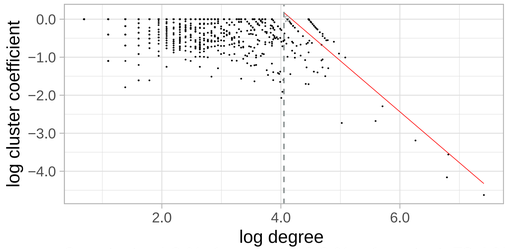

0 contacts: 4.9 %, 1 contact: 16.6 %, >1 contact: 78.4 %

10: 2016−10−30 to 2017−10−31

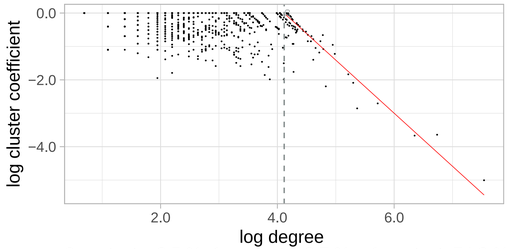

0 contacts: 6.5 %, 1 contact: 18.7 %, >1 contact: 74.8 %

11: 2017−05−01 to 2018−05−01

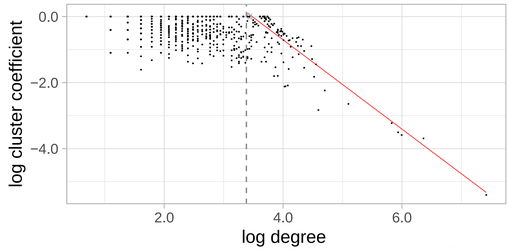

0 contacts: 7 %, 1 contact: 20 %, >1 contact: 73 %

12: 2017−10−31 to 2018−10−31

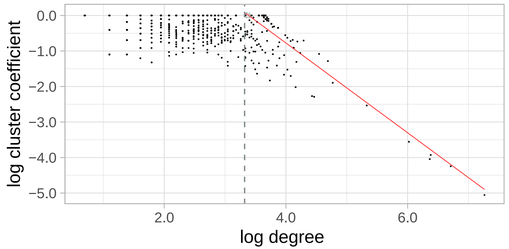

0 contacts: 6.8 %, 1 contact: 18.6 %, >1 contact: 74.5 %

13: 2018−05−01 to 2019−05−01

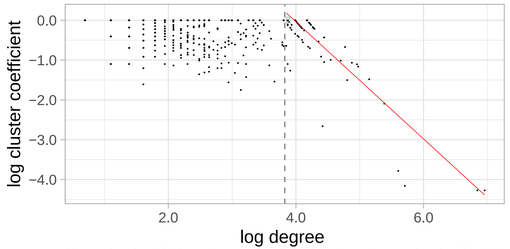

0 contacts: 8.2 %, 1 contact: 19.2 %, >1 contact: 72.6 %

14: 2018−10−31 to 2019−10−31

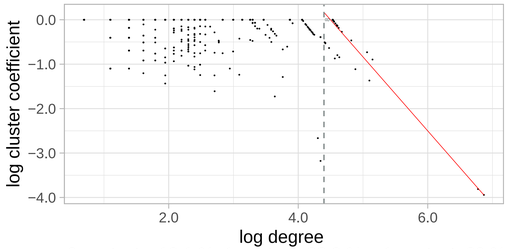

0 contacts: 10.1 %, 1 contact: 20.9 %, >1 contact: 69 %

15: 2019−05−01 to 2020−05−01

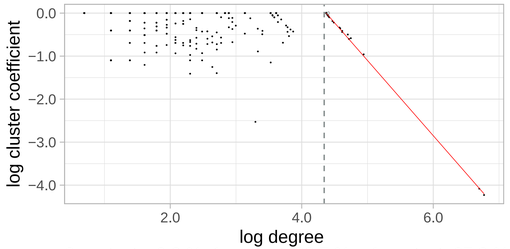

0 contacts: 9.9 %, 1 contact: 22.7 %, >1 contact: 67.3 %

16: 2019−10−31 to 2020−10−30

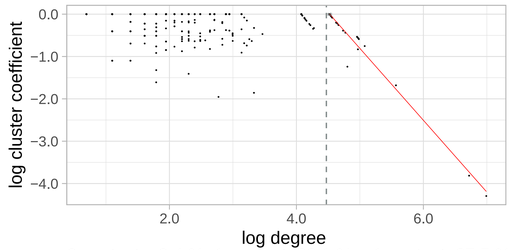

0 contacts: 9.4 %, 1 contact: 23.1 %, >1 contact: 67.5 %

17: 2020−05−01 to 2020−12−23

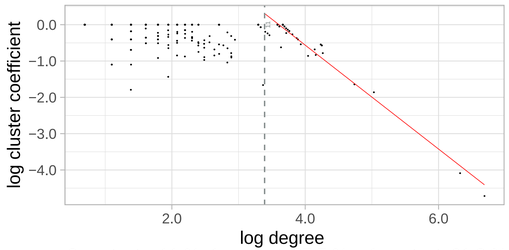

0 contacts: 11 %, 1 contact: 27.7 %, >1 contact: 61.3 %