1: 2012−03−10 to 2013−03−10

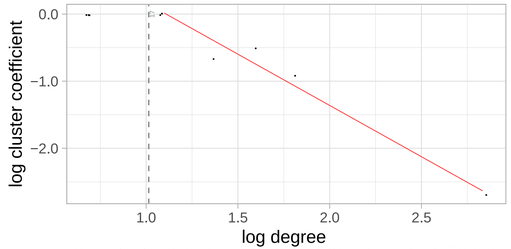

0 contacts: 0 %, 1 contact: 47.1 %, >1 contact: 52.9 %

2: 2012−09−09 to 2013−09−09

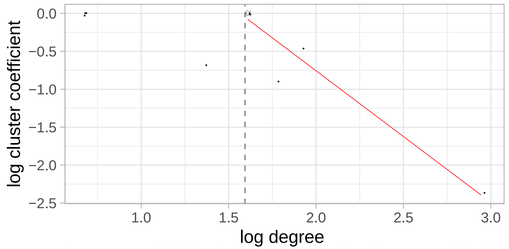

0 contacts: 9.5 %, 1 contact: 38.1 %, >1 contact: 52.4 %

3: 2013−03−10 to 2014−03−11

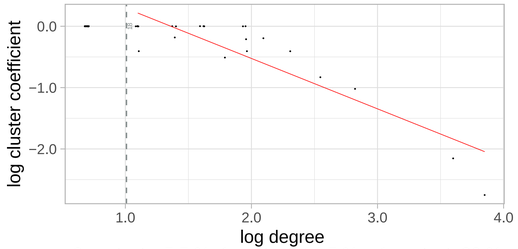

0 contacts: 5.5 %, 1 contact: 14.5 %, >1 contact: 80 %

4: 2013−09−09 to 2014−09−09

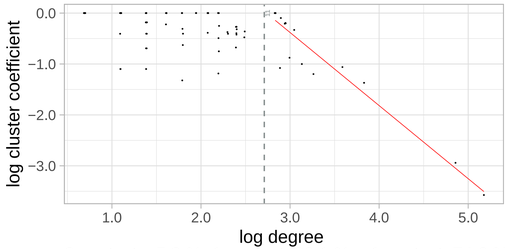

0 contacts: 5.3 %, 1 contact: 20.1 %, >1 contact: 74.6 %

5: 2014−03−11 to 2015−03−11

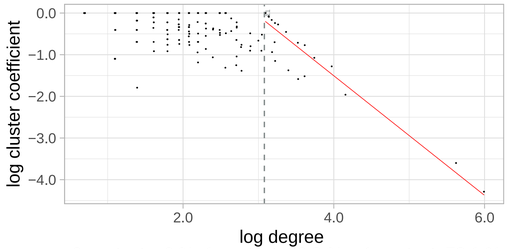

0 contacts: 6 %, 1 contact: 20.9 %, >1 contact: 73.1 %

6: 2014−09−09 to 2015−09−09

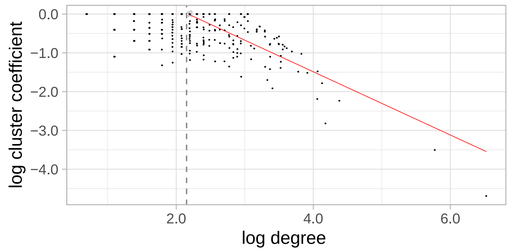

0 contacts: 7.9 %, 1 contact: 18.5 %, >1 contact: 73.6 %

7: 2015−03−11 to 2016−03−10

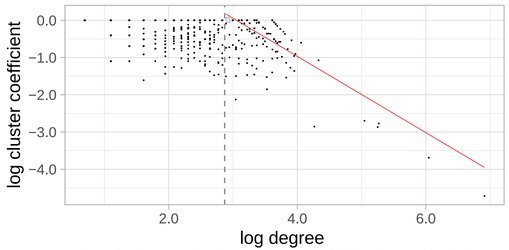

0 contacts: 7.7 %, 1 contact: 18.2 %, >1 contact: 74 %

8: 2015−09−09 to 2016−09−09

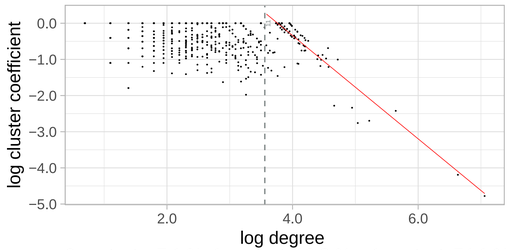

0 contacts: 7.1 %, 1 contact: 18.8 %, >1 contact: 74.1 %

9: 2016−03−10 to 2017−03−10

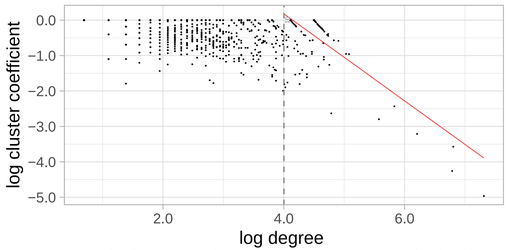

0 contacts: 5.4 %, 1 contact: 16.4 %, >1 contact: 78.2 %

10: 2016−09−09 to 2017−09−09

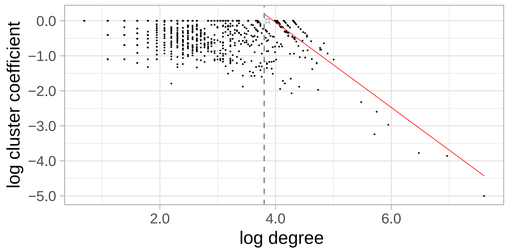

0 contacts: 6.3 %, 1 contact: 16.3 %, >1 contact: 77.4 %

11: 2017−03−10 to 2018−03−11

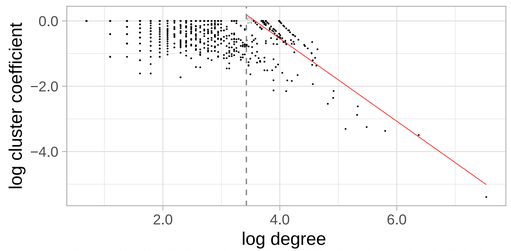

0 contacts: 7.3 %, 1 contact: 19 %, >1 contact: 73.8 %

12: 2017−09−09 to 2018−09−09

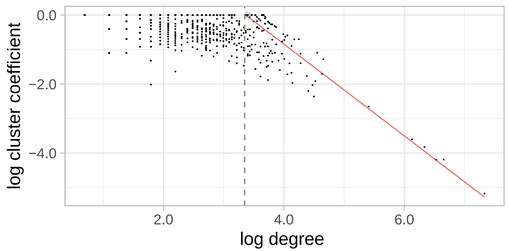

0 contacts: 7.1 %, 1 contact: 18 %, >1 contact: 74.9 %

13: 2018−03−11 to 2019−03−11

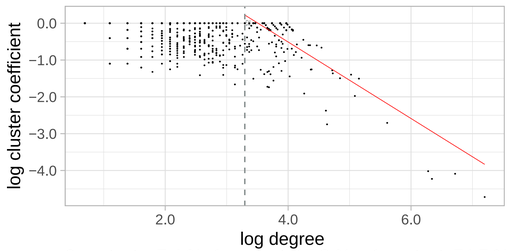

0 contacts: 7.4 %, 1 contact: 17.9 %, >1 contact: 74.7 %

14: 2018−09−09 to 2019−09−09

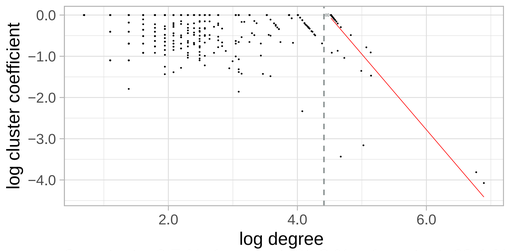

0 contacts: 9.7 %, 1 contact: 21.3 %, >1 contact: 69.1 %

15: 2019−03−11 to 2020−03−10

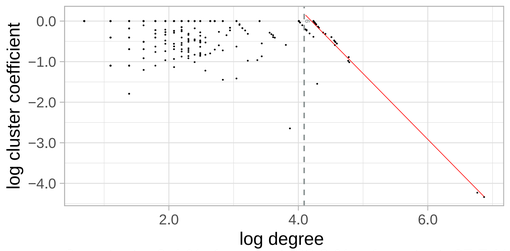

0 contacts: 9.4 %, 1 contact: 22.9 %, >1 contact: 67.7 %

16: 2019−09−09 to 2020−09−09

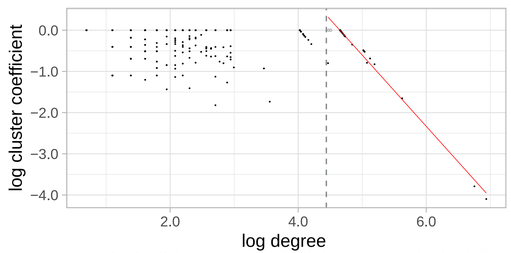

0 contacts: 9.1 %, 1 contact: 22.6 %, >1 contact: 68.3 %

17: 2020−03−10 to 2020−12−21

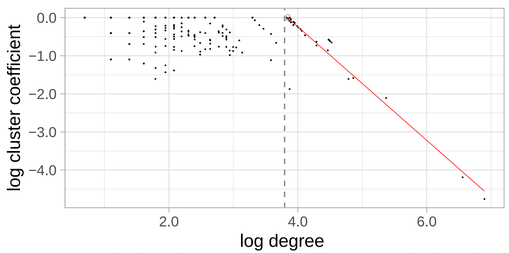

0 contacts: 10 %, 1 contact: 25.4 %, >1 contact: 64.6 %