2: 2009−05−18 to 2009−11−16

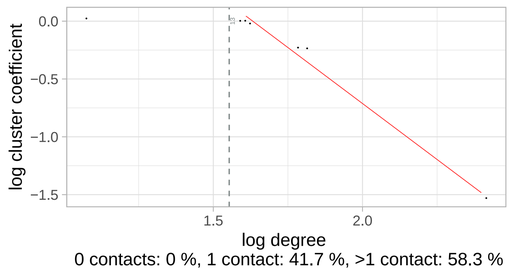

0 contacts: 0 %, 1 contact: 41.7 %, >1 contact: 58.3 %

3: 2009−08−17 to 2010−02−16

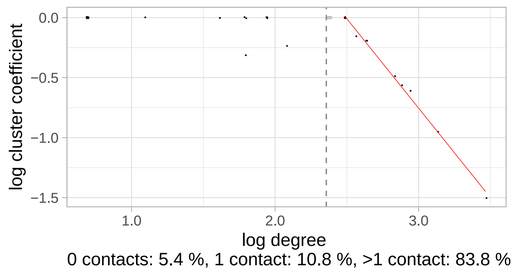

0 contacts: 5.4 %, 1 contact: 10.8 %, >1 contact: 83.8 %

4: 2009−11−16 to 2010−05−18

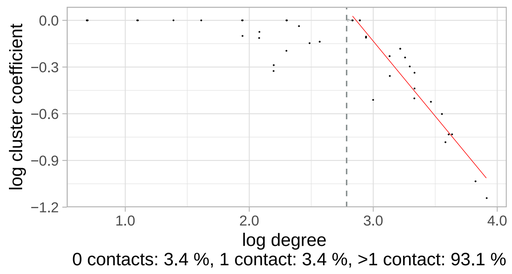

0 contacts: 3.4 %, 1 contact: 3.4 %, >1 contact: 93.1 %

5: 2010−02−16 to 2010−08−17

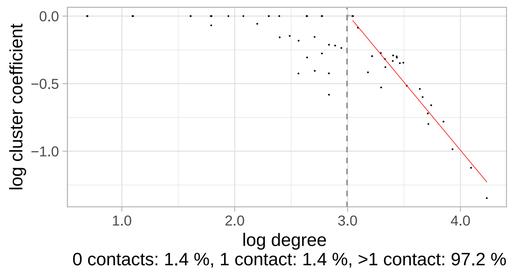

0 contacts: 1.4 %, 1 contact: 1.4 %, >1 contact: 97.2 %

6: 2010−05−18 to 2010−11−17

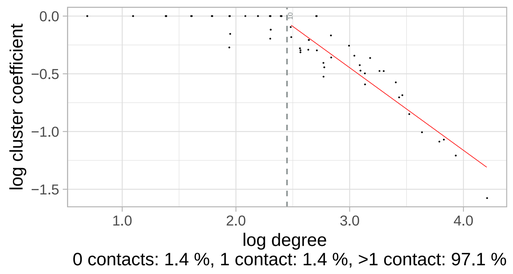

0 contacts: 1.4 %, 1 contact: 1.4 %, >1 contact: 97.1 %

7: 2010−08−17 to 2011−02−16

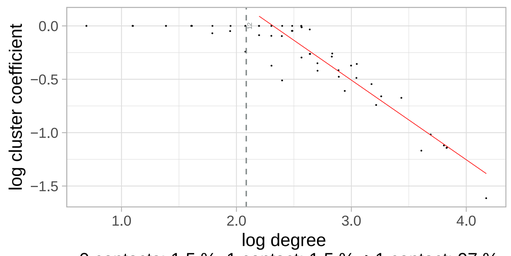

0 contacts: 1.5 %, 1 contact: 1.5 %, >1 contact: 97 %

8: 2010−11−17 to 2011−05−18

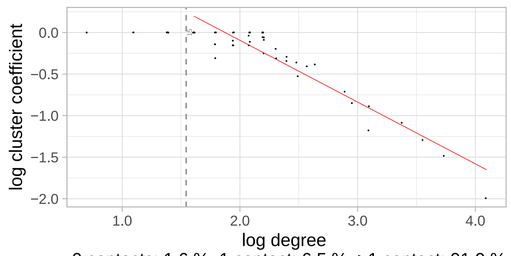

0 contacts: 1.6 %, 1 contact: 6.5 %, >1 contact: 91.9 %

9: 2011−02−16 to 2011−08−18

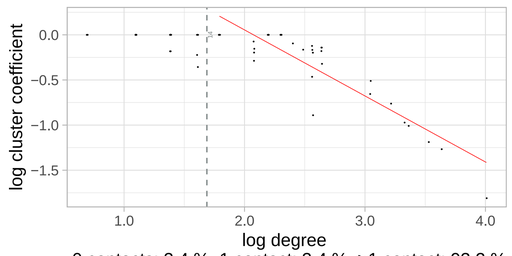

0 contacts: 3.4 %, 1 contact: 3.4 %, >1 contact: 93.2 %

10: 2011−05−18 to 2011−11−17

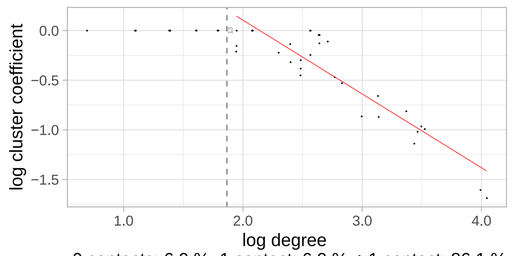

0 contacts: 6.9 %, 1 contact: 6.9 %, >1 contact: 86.1 %

11: 2011−08−18 to 2012−02−16

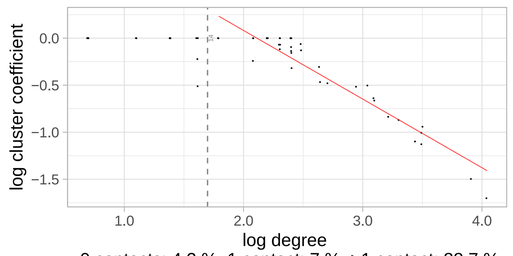

0 contacts: 4.2 %, 1 contact: 7 %, >1 contact: 88.7 %

12: 2011−11−17 to 2012−05−18

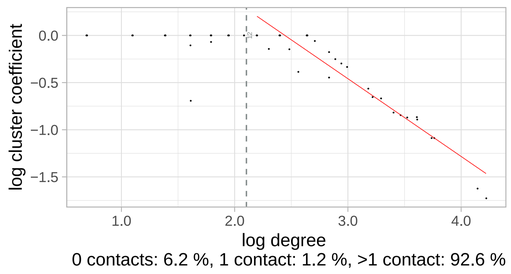

0 contacts: 6.2 %, 1 contact: 1.2 %, >1 contact: 92.6 %

13: 2012−02−16 to 2012−08−17

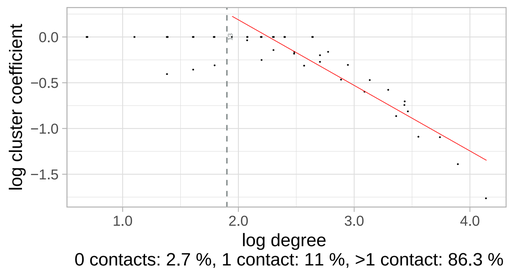

0 contacts: 2.7 %, 1 contact: 11 %, >1 contact: 86.3 %

14: 2012−05−18 to 2012−11−16

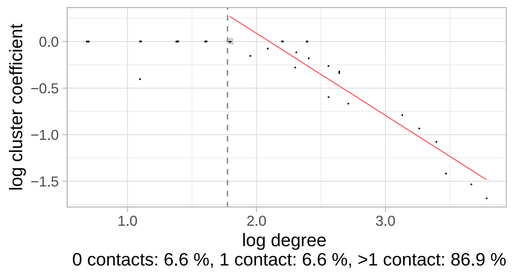

0 contacts: 6.6 %, 1 contact: 6.6 %, >1 contact: 86.9 %

15: 2012−08−17 to 2013−02−16

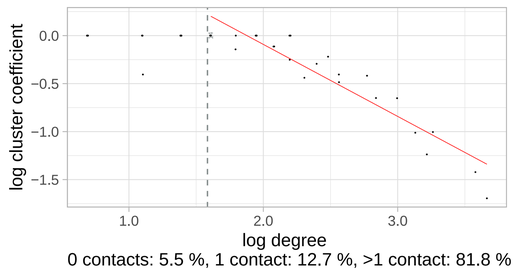

0 contacts: 5.5 %, 1 contact: 12.7 %, >1 contact: 81.8 %

16: 2012−11−16 to 2013−05−18

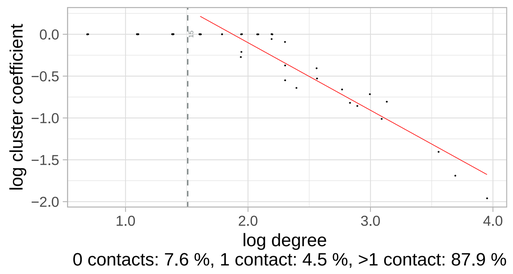

0 contacts: 7.6 %, 1 contact: 4.5 %, >1 contact: 87.9 %

17: 2013−02−16 to 2013−08−17

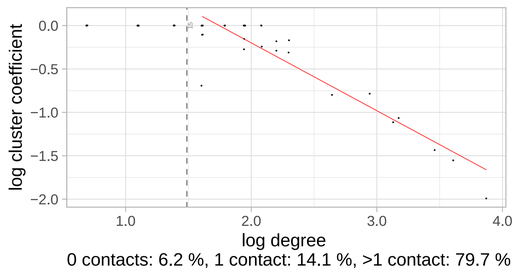

0 contacts: 6.2 %, 1 contact: 14.1 %, >1 contact: 79.7 %

18: 2013−05−18 to 2013−11−16

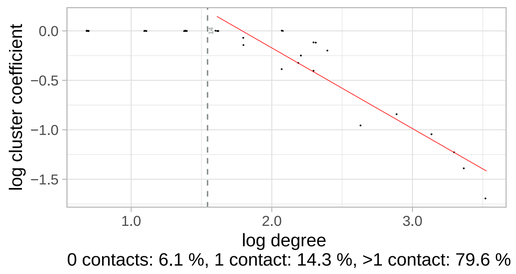

0 contacts: 6.1 %, 1 contact: 14.3 %, >1 contact: 79.6 %

19: 2013−08−17 to 2014−02−16

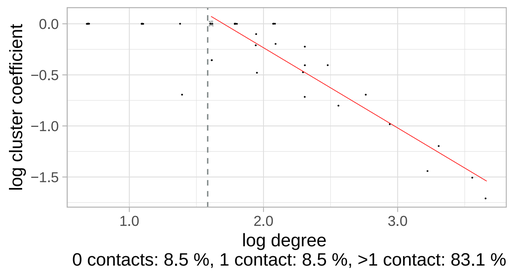

0 contacts: 8.5 %, 1 contact: 8.5 %, >1 contact: 83.1 %

20: 2013−11−16 to 2014−05−18

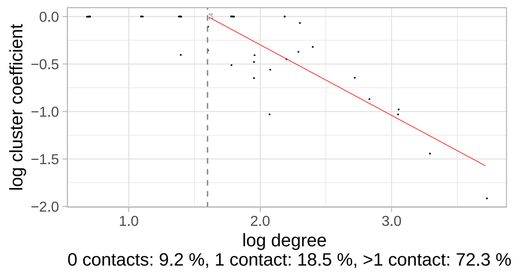

0 contacts: 9.2 %, 1 contact: 18.5 %, >1 contact: 72.3 %

21: 2014−02−16 to 2014−08−17

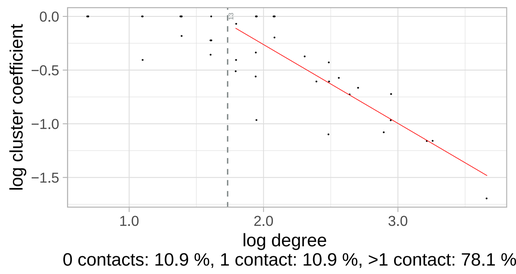

0 contacts: 10.9 %, 1 contact: 10.9 %, >1 contact: 78.1 %

22: 2014−05−18 to 2014−11−17

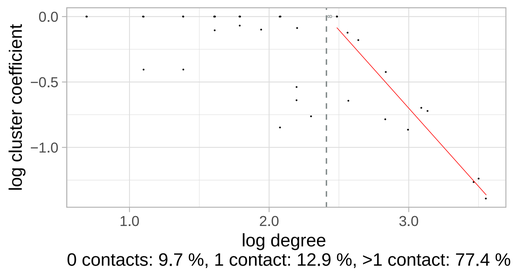

0 contacts: 9.7 %, 1 contact: 12.9 %, >1 contact: 77.4 %

23: 2014−08−17 to 2015−02−16

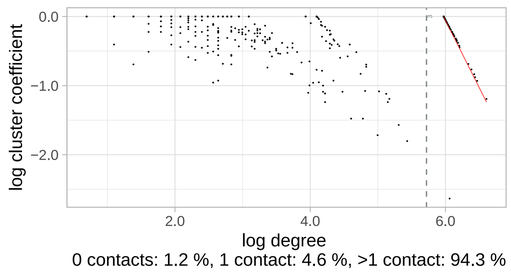

0 contacts: 1.2 %, 1 contact: 4.6 %, >1 contact: 94.3 %

24: 2014−11−17 to 2015−05−18

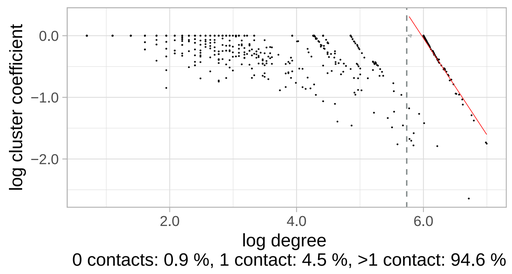

0 contacts: 0.9 %, 1 contact: 4.5 %, >1 contact: 94.6 %

25: 2015−02−16 to 2015−08−18

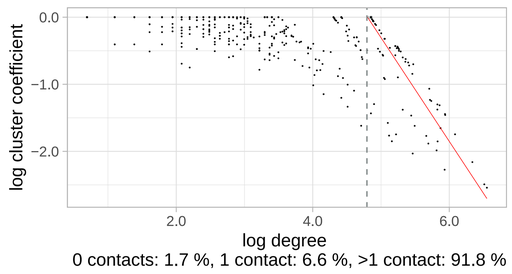

0 contacts: 1.7 %, 1 contact: 6.6 %, >1 contact: 91.8 %

26: 2015−05−18 to 2015−11−17

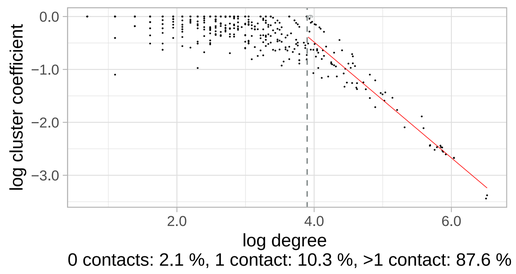

0 contacts: 2.1 %, 1 contact: 10.3 %, >1 contact: 87.6 %

27: 2015−08−18 to 2016−02−16

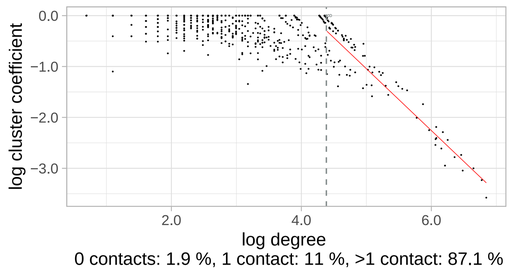

0 contacts: 1.9 %, 1 contact: 11 %, >1 contact: 87.1 %

28: 2015−11−17 to 2016−05−18

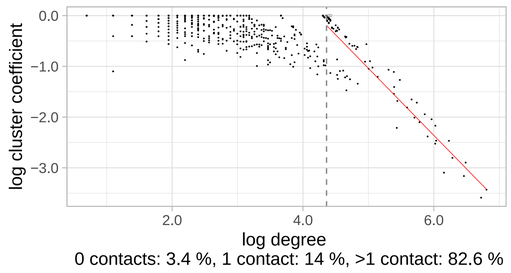

0 contacts: 3.4 %, 1 contact: 14 %, >1 contact: 82.6 %

29: 2016−02−16 to 2016−08−17

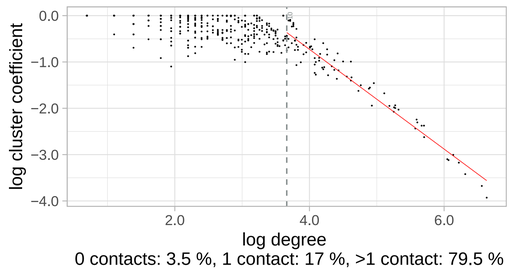

0 contacts: 3.5 %, 1 contact: 17 %, >1 contact: 79.5 %

30: 2016−05−18 to 2016−11−16

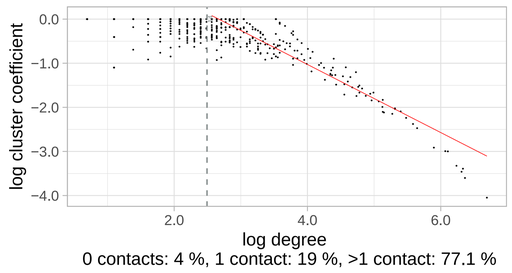

0 contacts: 4 %, 1 contact: 19 %, >1 contact: 77.1 %

31: 2016−08−17 to 2017−02−16

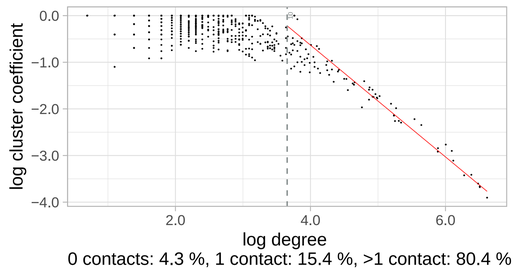

0 contacts: 4.3 %, 1 contact: 15.4 %, >1 contact: 80.4 %

32: 2016−11−16 to 2017−05−18

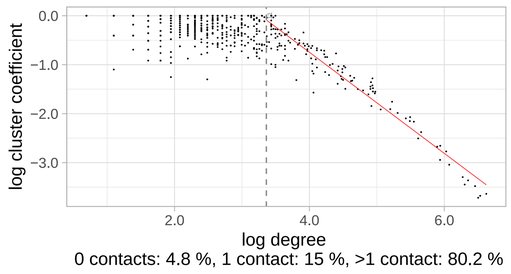

0 contacts: 4.8 %, 1 contact: 15 %, >1 contact: 80.2 %

33: 2017−02−16 to 2017−08−17

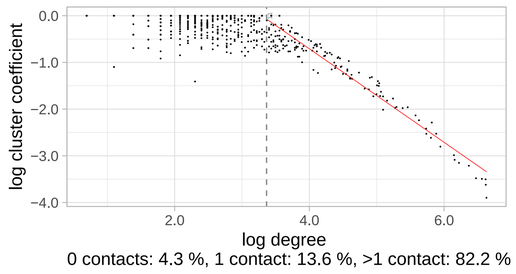

0 contacts: 4.3 %, 1 contact: 13.6 %, >1 contact: 82.2 %

34: 2017−05−18 to 2017−11−16

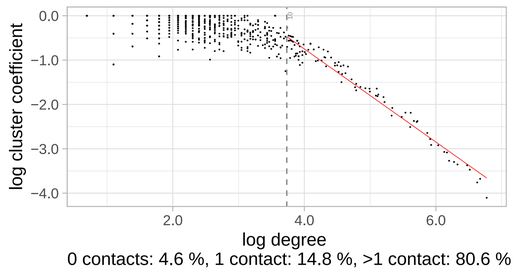

0 contacts: 4.6 %, 1 contact: 14.8 %, >1 contact: 80.6 %

35: 2017−08−17 to 2018−02−16

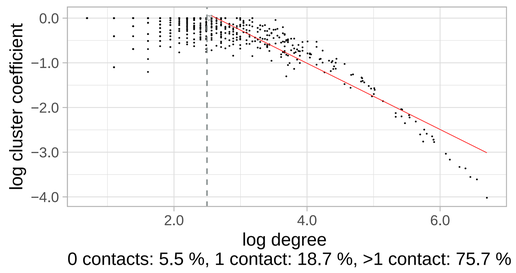

0 contacts: 5.5 %, 1 contact: 18.7 %, >1 contact: 75.7 %

36: 2017−11−16 to 2018−05−18

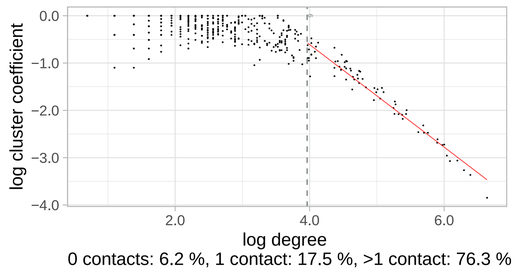

0 contacts: 6.2 %, 1 contact: 17.5 %, >1 contact: 76.3 %

37: 2018−02−16 to 2018−08−17

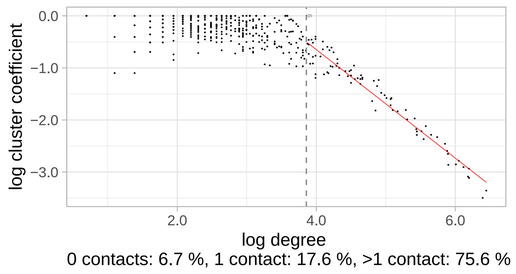

0 contacts: 6.7 %, 1 contact: 17.6 %, >1 contact: 75.6 %

38: 2018−05−18 to 2018−11−17

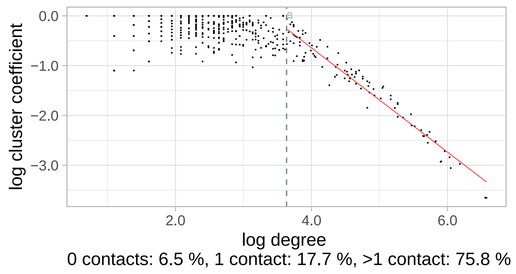

0 contacts: 6.5 %, 1 contact: 17.7 %, >1 contact: 75.8 %

39: 2018−08−17 to 2019−02−16

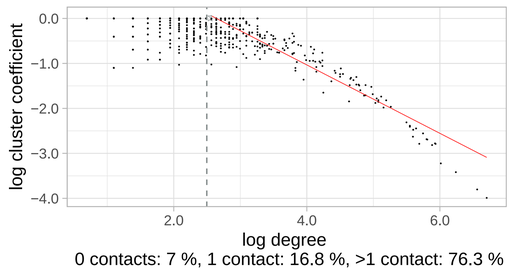

0 contacts: 7 %, 1 contact: 16.8 %, >1 contact: 76.3 %

40: 2018−11−17 to 2019−05−18

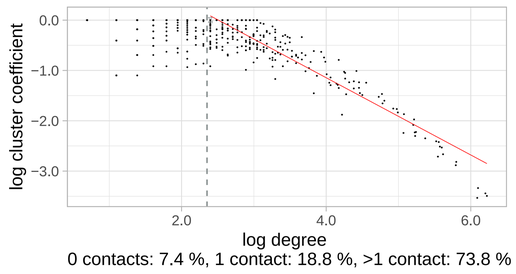

0 contacts: 7.4 %, 1 contact: 18.8 %, >1 contact: 73.8 %

41: 2019−02−16 to 2019−08−18

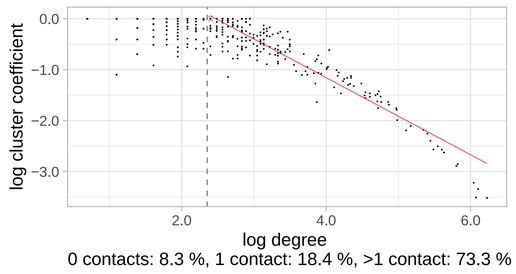

0 contacts: 8.3 %, 1 contact: 18.4 %, >1 contact: 73.3 %

42: 2019−05−18 to 2019−11−17

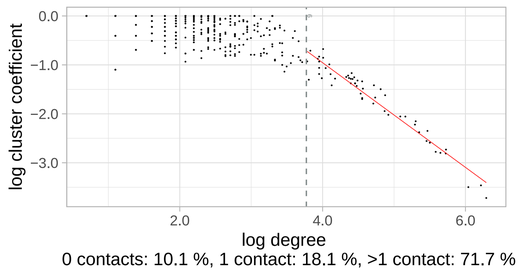

0 contacts: 10.1 %, 1 contact: 18.1 %, >1 contact: 71.7 %

43: 2019−08−18 to 2020−02−16

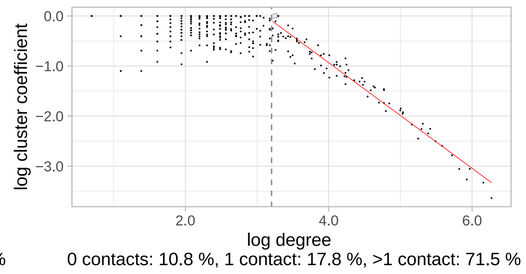

0 contacts: 10.8 %, 1 contact: 17.8 %, >1 contact: 71.5 %

44: 2019−11−17 to 2020−02−22

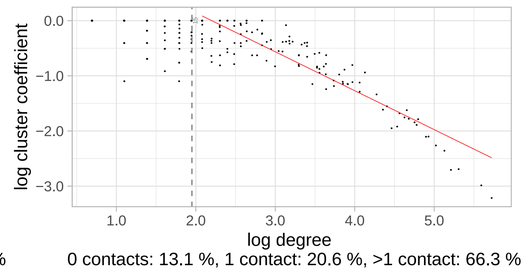

0 contacts: 13.1 %, 1 contact: 20.6 %, >1 contact: 66.3 %