2: 2011−06−12 to 2011−09−11

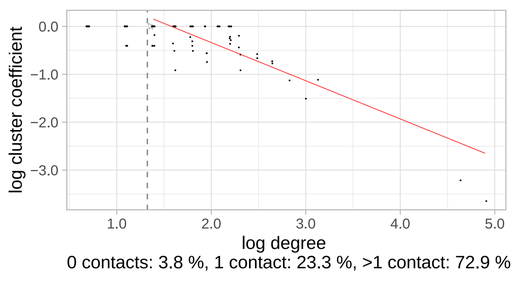

0 contacts: 3.8 %, 1 contact: 23.3 %, >1 contact: 72.9 %

3: 2011−07−28 to 2011−10−27

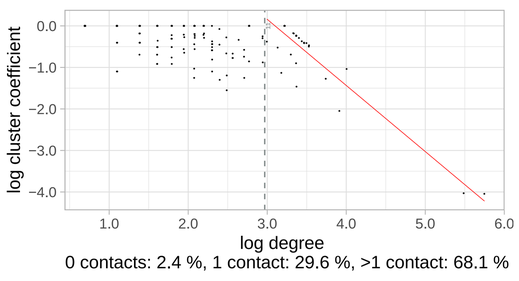

0 contacts: 2.4 %, 1 contact: 29.6 %, >1 contact: 68.1 %

4: 2011−09−11 to 2011−12−12

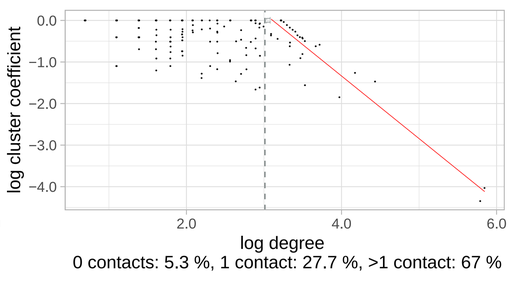

0 contacts: 5.3 %, 1 contact: 27.7 %, >1 contact: 67 %

5: 2011−10−27 to 2012−01−26

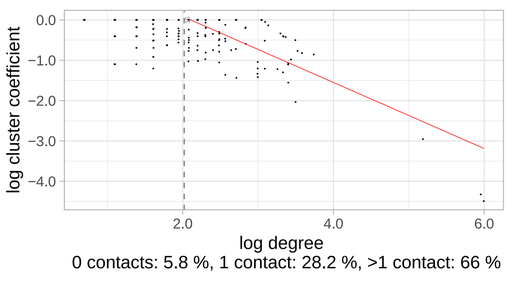

0 contacts: 5.8 %, 1 contact: 28.2 %, >1 contact: 66 %

6: 2011−12−12 to 2012−03−12

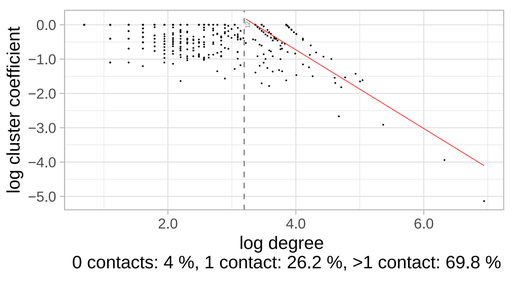

0 contacts: 4 %, 1 contact: 26.2 %, >1 contact: 69.8 %

7: 2012−01−26 to 2012−04−27

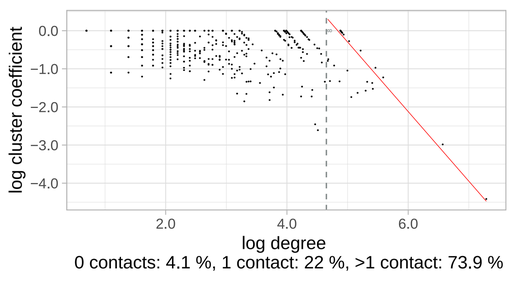

0 contacts: 4.1 %, 1 contact: 22 %, >1 contact: 73.9 %

8: 2012−03−12 to 2012−06−11

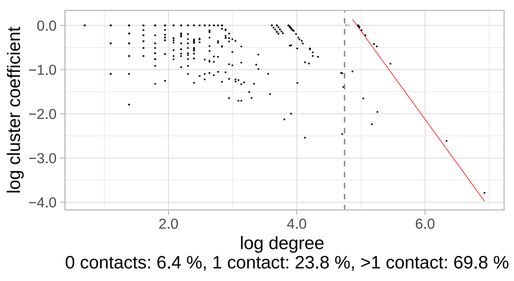

0 contacts: 6.4 %, 1 contact: 23.8 %, >1 contact: 69.8 %

9: 2012−04−27 to 2012−07−27

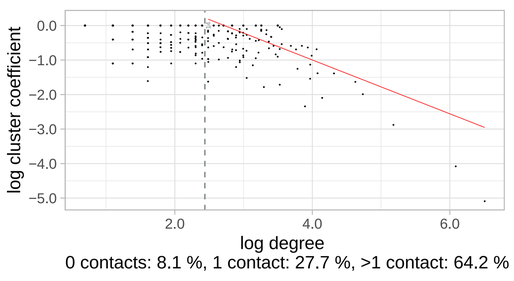

0 contacts: 8.1 %, 1 contact: 27.7 %, >1 contact: 64.2 %

10: 2012−06−11 to 2012−09−11

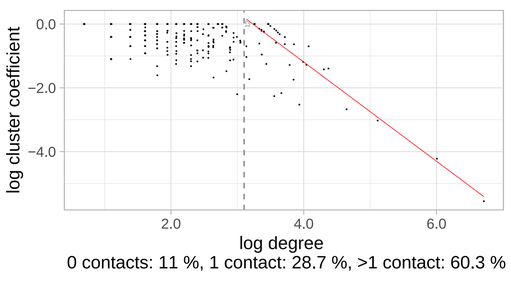

0 contacts: 11 %, 1 contact: 28.7 %, >1 contact: 60.3 %

11: 2012−07−27 to 2012−10−26

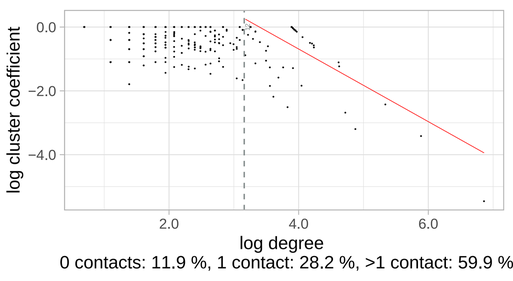

0 contacts: 11.9 %, 1 contact: 28.2 %, >1 contact: 59.9 %

12: 2012−09−11 to 2012−12−11

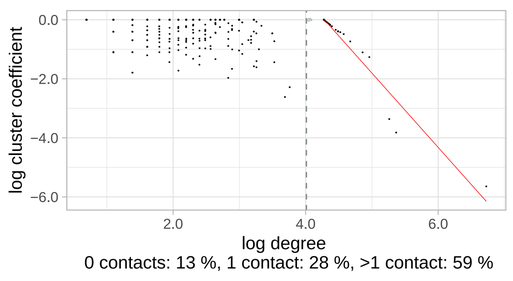

0 contacts: 13 %, 1 contact: 28 %, >1 contact: 59 %

13: 2012−10−26 to 2013−01−26

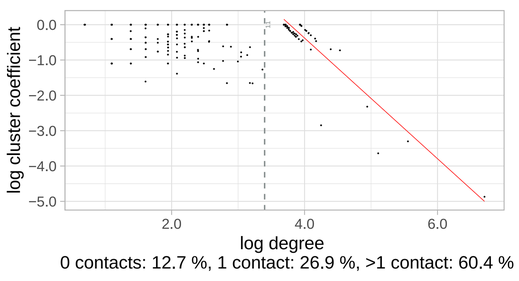

0 contacts: 12.7 %, 1 contact: 26.9 %, >1 contact: 60.4 %

14: 2012−12−11 to 2013−03−12

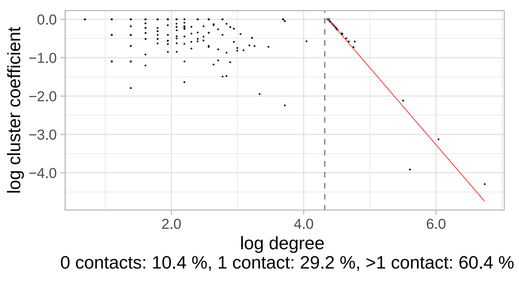

0 contacts: 10.4 %, 1 contact: 29.2 %, >1 contact: 60.4 %

15: 2013−01−26 to 2013−04−27

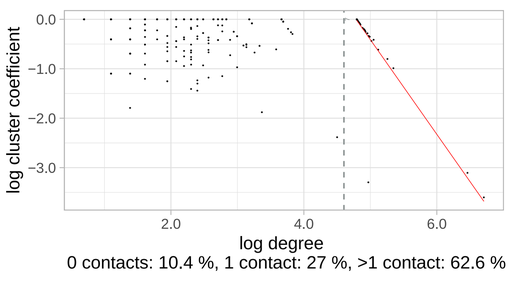

0 contacts: 10.4 %, 1 contact: 27 %, >1 contact: 62.6 %

16: 2013−03−12 to 2013−06−12

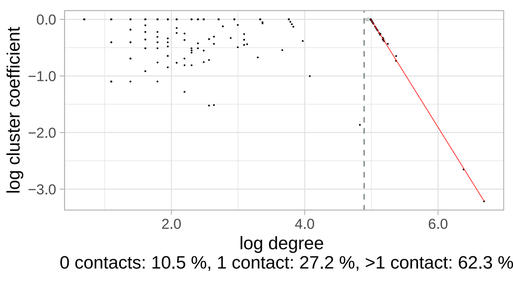

0 contacts: 10.5 %, 1 contact: 27.2 %, >1 contact: 62.3 %

17: 2013−04−27 to 2013−07−27

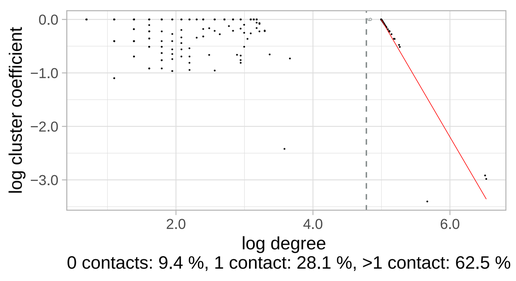

0 contacts: 9.4 %, 1 contact: 28.1 %, >1 contact: 62.5 %

18: 2013−06−12 to 2013−09−11

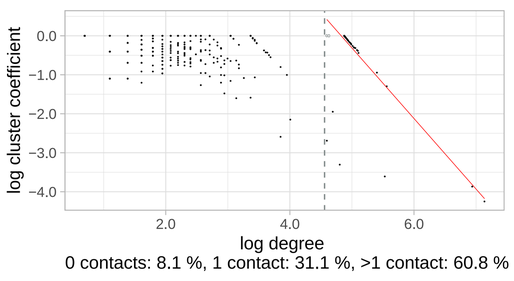

0 contacts: 8.1 %, 1 contact: 31.1 %, >1 contact: 60.8 %

19: 2013−07−27 to 2013−10−26

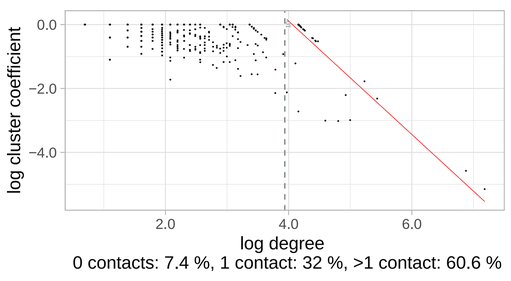

0 contacts: 7.4 %, 1 contact: 32 %, >1 contact: 60.6 %

20: 2013−09−11 to 2013−12−11

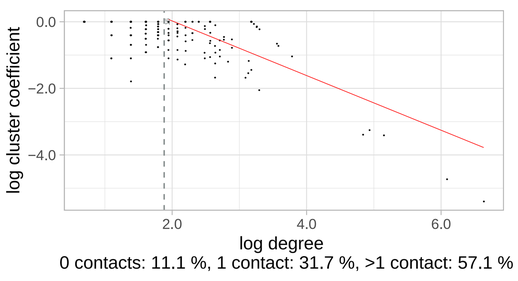

0 contacts: 11.1 %, 1 contact: 31.7 %, >1 contact: 57.1 %

21: 2013−10−26 to 2014−01−26

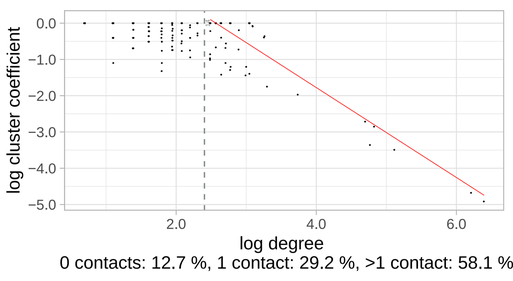

0 contacts: 12.7 %, 1 contact: 29.2 %, >1 contact: 58.1 %

22: 2013−12−11 to 2014−03−12

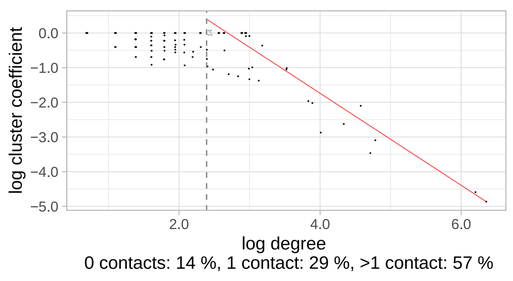

0 contacts: 14 %, 1 contact: 29 %, >1 contact: 57 %

23: 2014−01−26 to 2014−04−27

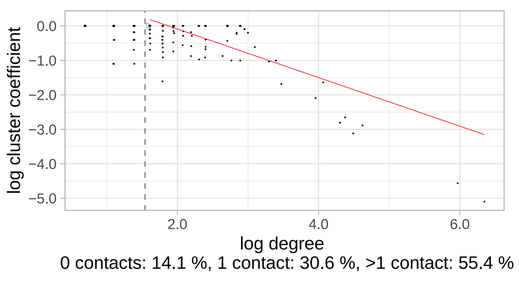

0 contacts: 14.1 %, 1 contact: 30.6 %, >1 contact: 55.4 %

24: 2014−03−12 to 2014−06−12

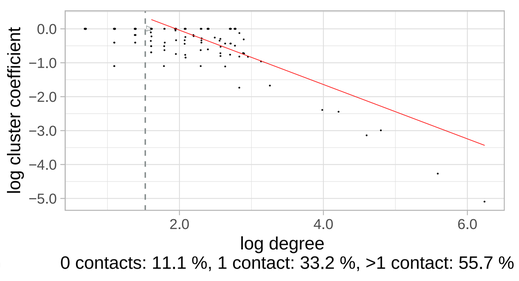

0 contacts: 11.1 %, 1 contact: 33.2 %, >1 contact: 55.7 %

25: 2014−04−27 to 2014−07−27

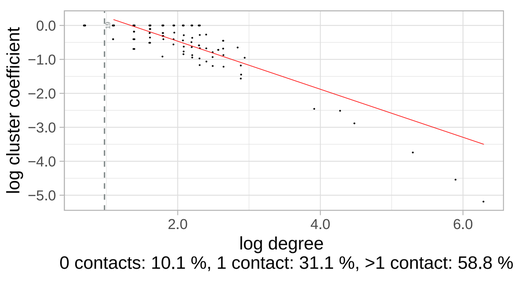

0 contacts: 10.1 %, 1 contact: 31.1 %, >1 contact: 58.8 %

26: 2014−06−12 to 2014−09−11

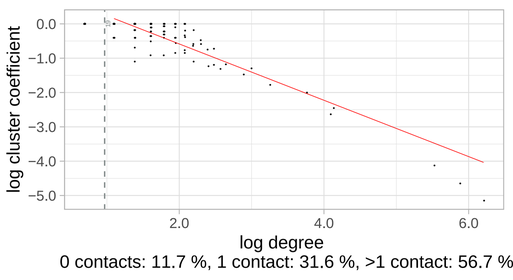

0 contacts: 11.7 %, 1 contact: 31.6 %, >1 contact: 56.7 %

27: 2014−07−27 to 2014−10−27

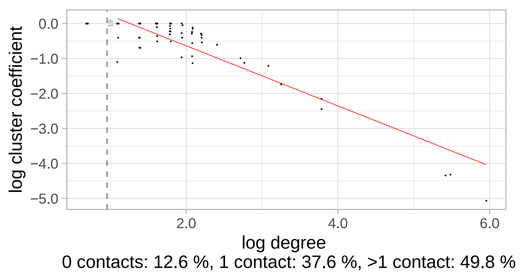

0 contacts: 12.6 %, 1 contact: 37.6 %, >1 contact: 49.8 %

28: 2014−09−11 to 2014−12−11

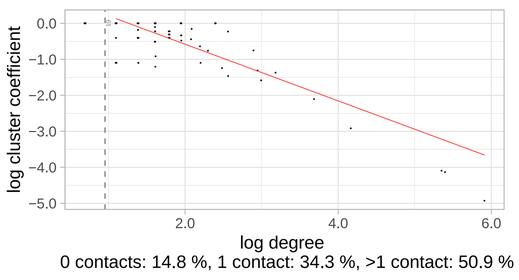

0 contacts: 14.8 %, 1 contact: 34.3 %, >1 contact: 50.9 %

29: 2014−10−27 to 2015−01−26

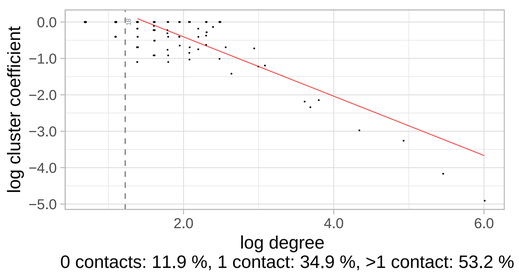

0 contacts: 11.9 %, 1 contact: 34.9 %, >1 contact: 53.2 %

30: 2014−12−11 to 2015−03−13

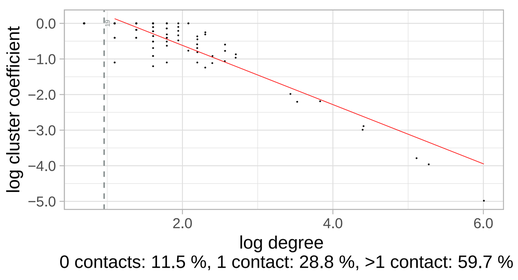

0 contacts: 11.5 %, 1 contact: 28.8 %, >1 contact: 59.7 %

31: 2015−01−26 to 2015−04−27

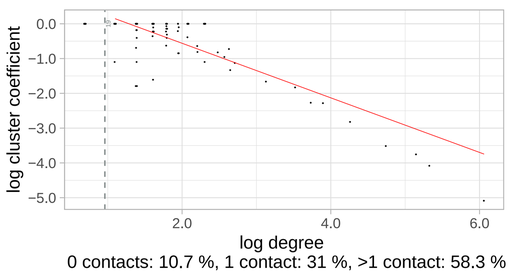

0 contacts: 10.7 %, 1 contact: 31 %, >1 contact: 58.3 %

32: 2015−03−13 to 2015−06−12

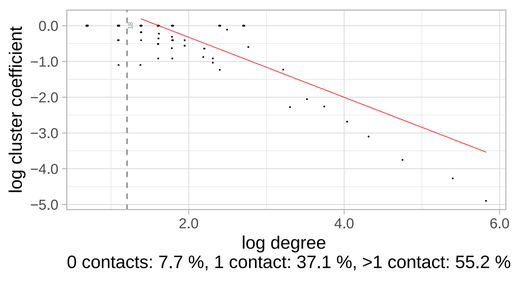

0 contacts: 7.7 %, 1 contact: 37.1 %, >1 contact: 55.2 %

33: 2015−04−27 to 2015−07−28

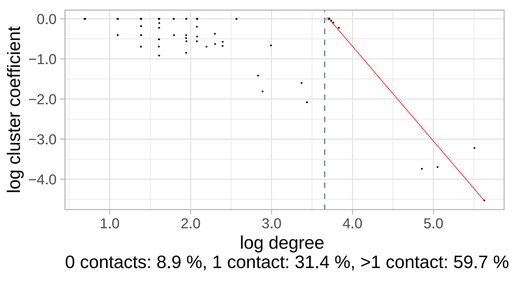

0 contacts: 8.9 %, 1 contact: 31.4 %, >1 contact: 59.7 %

34: 2015−06−12 to 2015−09−11

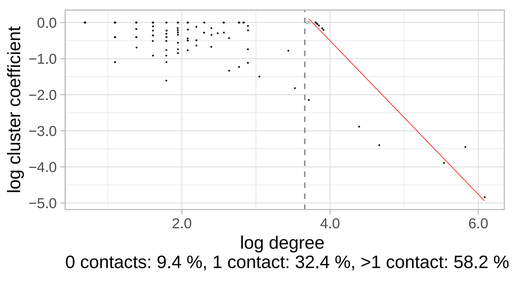

0 contacts: 9.4 %, 1 contact: 32.4 %, >1 contact: 58.2 %

35: 2015−07−28 to 2015−10−27

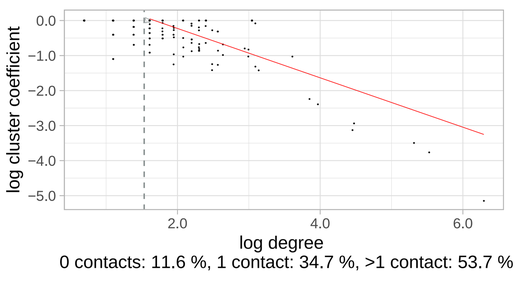

0 contacts: 11.6 %, 1 contact: 34.7 %, >1 contact: 53.7 %

36: 2015−09−11 to 2015−12−12

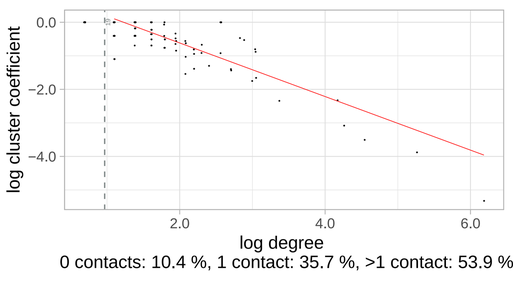

0 contacts: 10.4 %, 1 contact: 35.7 %, >1 contact: 53.9 %

37: 2015−10−27 to 2016−01−26

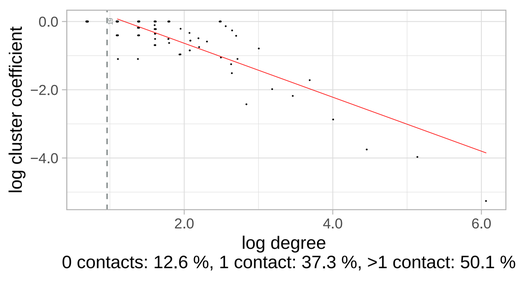

0 contacts: 12.6 %, 1 contact: 37.3 %, >1 contact: 50.1 %

38: 2015−12−12 to 2016−03−12

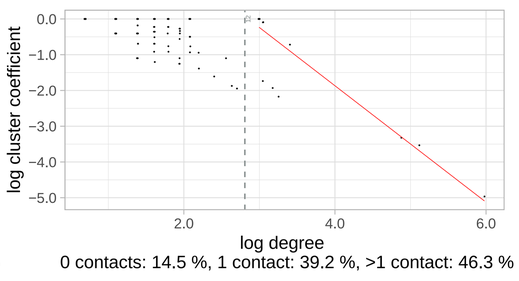

0 contacts: 14.5 %, 1 contact: 39.2 %, >1 contact: 46.3 %

39: 2016−01−26 to 2016−04−27

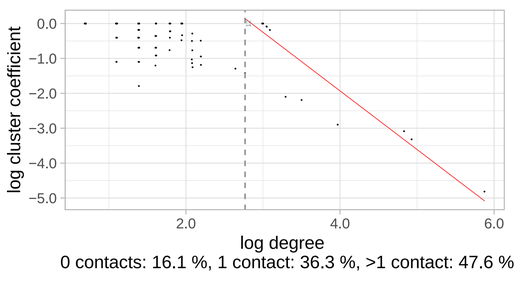

0 contacts: 16.1 %, 1 contact: 36.3 %, >1 contact: 47.6 %

40: 2016−03−12 to 2016−06−11

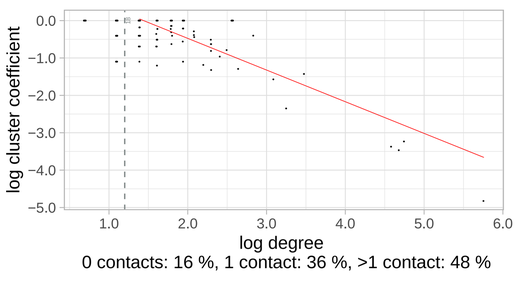

0 contacts: 16 %, 1 contact: 36 %, >1 contact: 48 %

41: 2016−04−27 to 2016−07−27

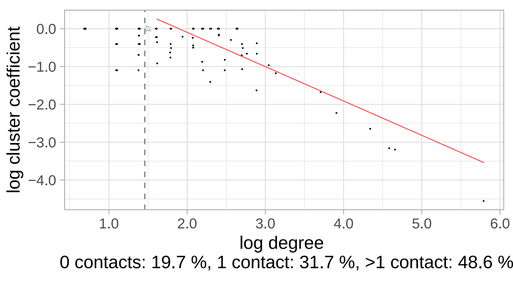

0 contacts: 19.7 %, 1 contact: 31.7 %, >1 contact: 48.6 %

42: 2016−06−11 to 2016−09−11

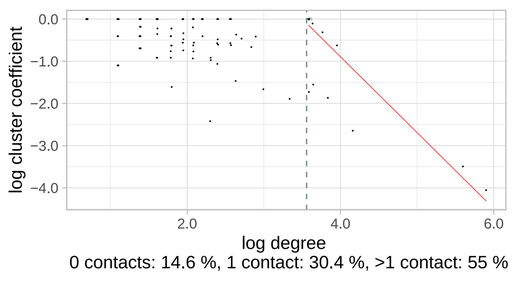

0 contacts: 14.6 %, 1 contact: 30.4 %, >1 contact: 55 %

43: 2016−07−27 to 2016−10−26

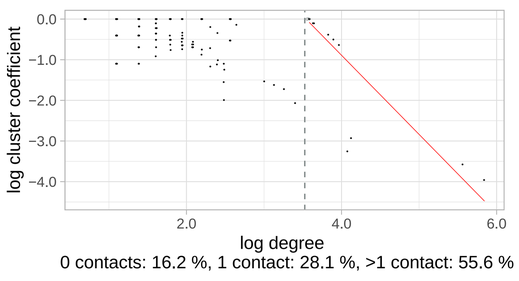

0 contacts: 16.2 %, 1 contact: 28.1 %, >1 contact: 55.6 %

44: 2016−09−11 to 2016−12−11

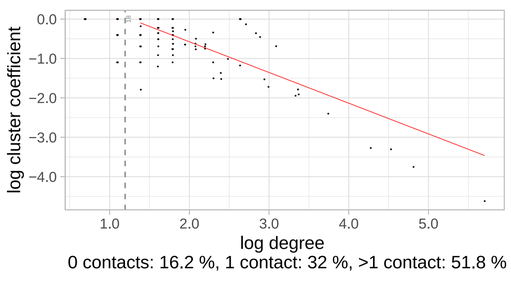

0 contacts: 16.2 %, 1 contact: 32 %, >1 contact: 51.8 %

45: 2016−10−26 to 2017−01−26

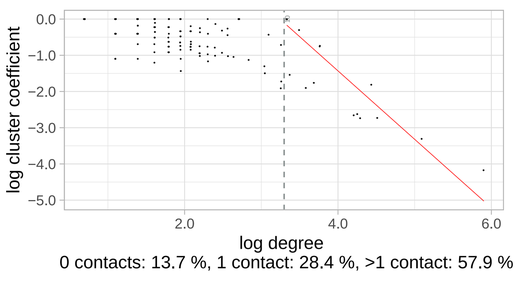

0 contacts: 13.7 %, 1 contact: 28.4 %, >1 contact: 57.9 %

46: 2016−12−11 to 2017−03−12

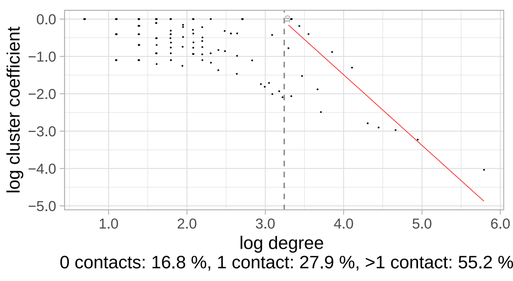

0 contacts: 16.8 %, 1 contact: 27.9 %, >1 contact: 55.2 %

47: 2017−01−26 to 2017−04−27

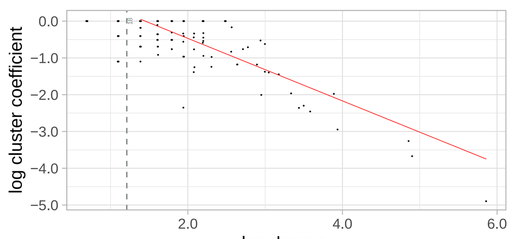

0 contacts: 13.4 %, 1 contact: 32.2 %, >1 contact: 54.4 %

48: 2017−03−12 to 2017−06−12

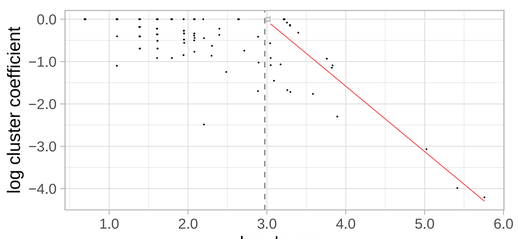

0 contacts: 13.6 %, 1 contact: 33.3 %, >1 contact: 53.1 %

49: 2017−04−27 to 2017−07−27

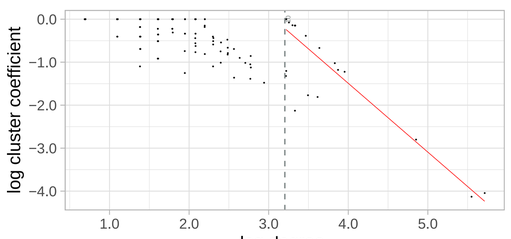

0 contacts: 15.4 %, 1 contact: 30 %, >1 contact: 54.6 %

50: 2017−06−12 to 2017−09−11

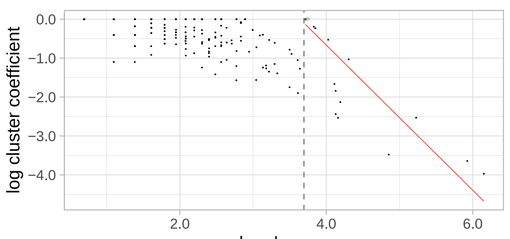

0 contacts: 12.7 %, 1 contact: 27.8 %, >1 contact: 59.6 %

51: 2017−07−27 to 2017−10−26

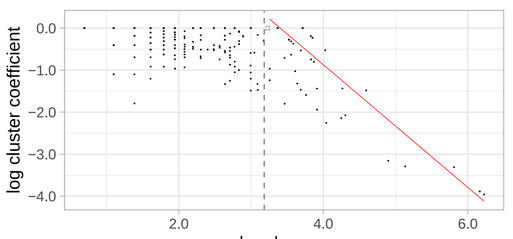

0 contacts: 10.8 %, 1 contact: 23.5 %, >1 contact: 65.7 %

52: 2017−09−11 to 2017−12−11

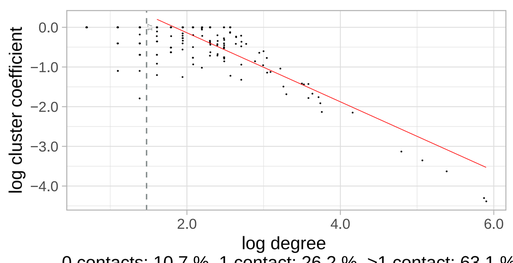

0 contacts: 10.7 %, 1 contact: 26.2 %, >1 contact: 63.1 %

53: 2017−10−26 to 2018−01−26

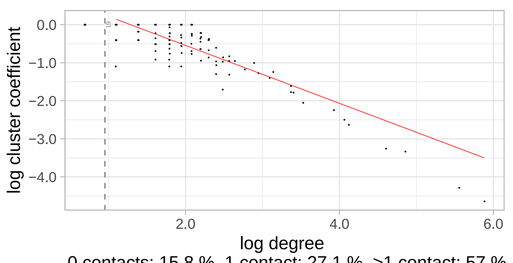

0 contacts: 15.8 %, 1 contact: 27.1 %, >1 contact: 57 %

54: 2017−12−11 to 2018−03−12

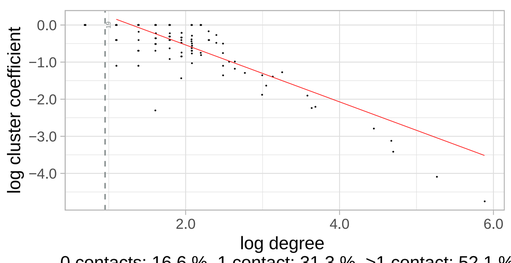

0 contacts: 16.6 %, 1 contact: 31.3 %, >1 contact: 52.1 %

55: 2018−01−26 to 2018−04−27

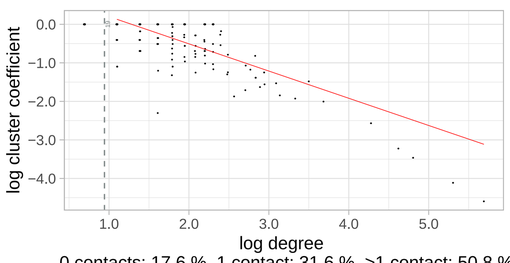

0 contacts: 17.6 %, 1 contact: 31.6 %, >1 contact: 50.8 %

56: 2018−03−12 to 2018−06−12

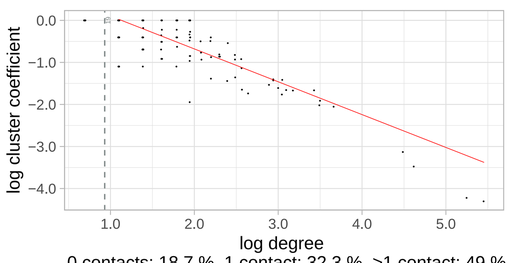

0 contacts: 18.7 %, 1 contact: 32.3 %, >1 contact: 49 %

57: 2018−04−27 to 2018−07−27

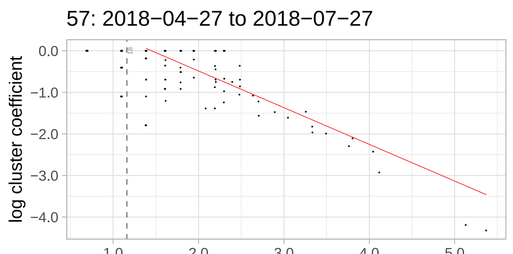

0 contacts: 19.3 %, 1 contact: 31.3 %, >1 contact: 49.4 %

58: 2018−06−12 to 2018−09−11

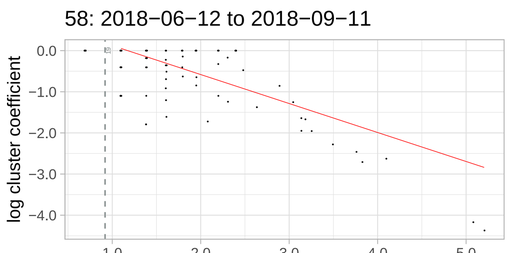

0 contacts: 18.2 %, 1 contact: 35.4 %, >1 contact: 46.5 %

59: 2018−07−27 to 2018−10−27

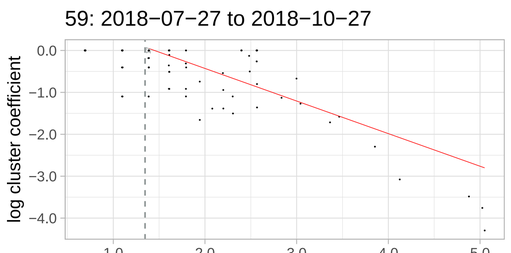

0 contacts: 19.1 %, 1 contact: 34.5 %, >1 contact: 46.5 %

60: 2018−09−11 to 2018−12−11

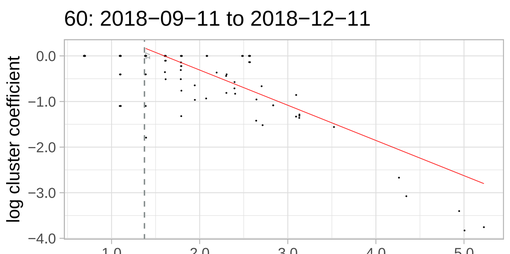

0 contacts: 16.4 %, 1 contact: 32 %, >1 contact: 51.7 %

61: 2018−10−27 to 2019−01−26

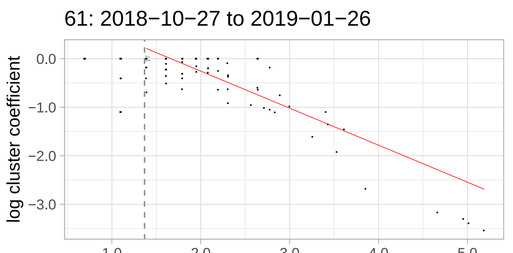

0 contacts: 15 %, 1 contact: 26.2 %, >1 contact: 58.7 %

62: 2018−12−11 to 2019−03−13

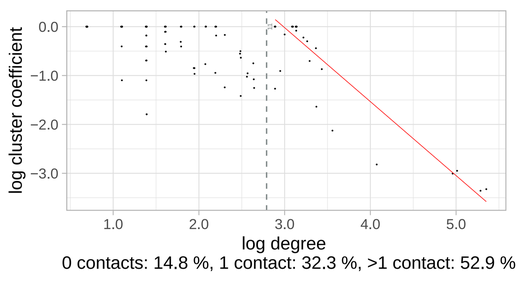

0 contacts: 14.8 %, 1 contact: 32.3 %, >1 contact: 52.9 %

63: 2019−01−26 to 2019−04−27

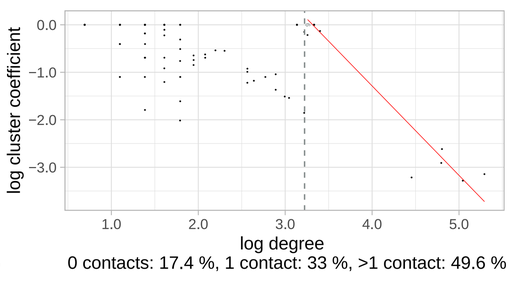

0 contacts: 17.4 %, 1 contact: 33 %, >1 contact: 49.6 %

64: 2019−03−13 to 2019−06−12

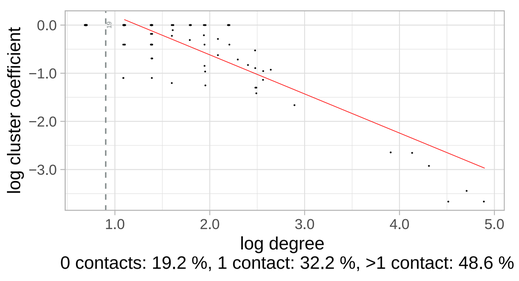

0 contacts: 19.2 %, 1 contact: 32.2 %, >1 contact: 48.6 %

65: 2019−04−27 to 2019−07−28

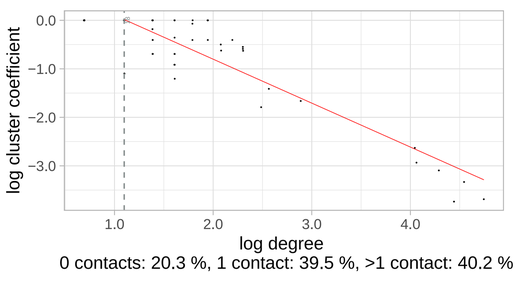

0 contacts: 20.3 %, 1 contact: 39.5 %, >1 contact: 40.2 %

66: 2019−06−12 to 2019−09−11

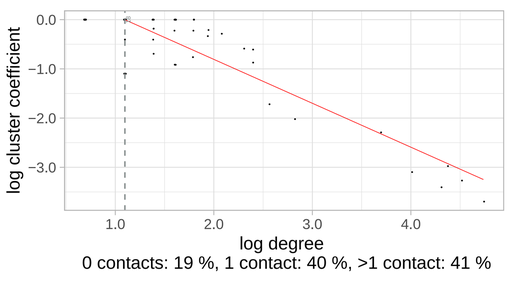

0 contacts: 19 %, 1 contact: 40 %, >1 contact: 41 %

67: 2019−07−28 to 2019−10−27

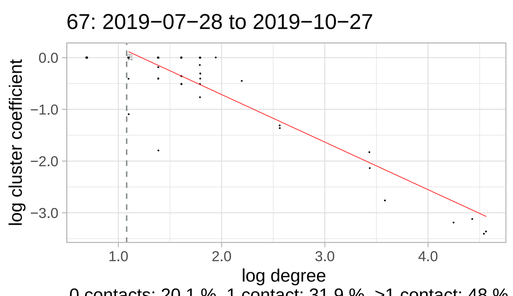

0 contacts: 20.1 %, 1 contact: 31.9 %, >1 contact: 48 %

68: 2019−09−11 to 2019−12−12

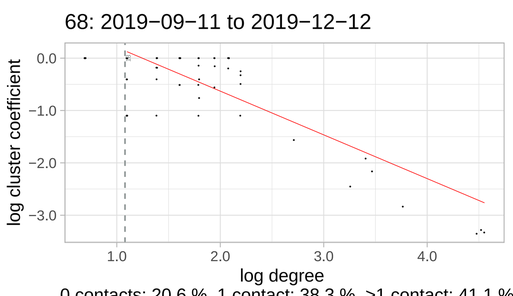

0 contacts: 20.6 %, 1 contact: 38.3 %, >1 contact: 41.1 %

69: 2019−10−27 to 2020−01−26

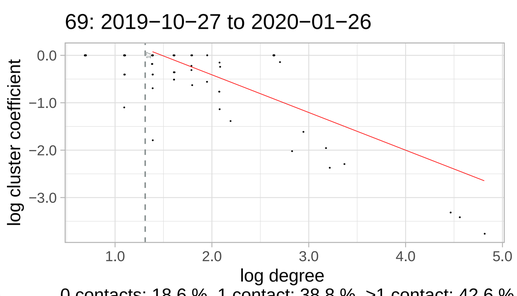

0 contacts: 18.6 %, 1 contact: 38.8 %, >1 contact: 42.6 %

70: 2019−12−12 to 2020−03−12

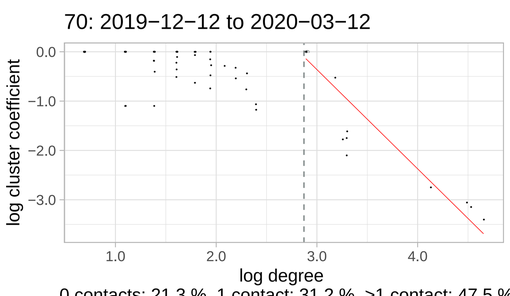

0 contacts: 21.3 %, 1 contact: 31.2 %, >1 contact: 47.5 %

71: 2020−01−26 to 2020−04−27

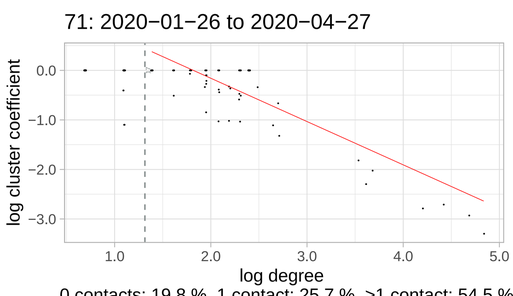

0 contacts: 19.8 %, 1 contact: 25.7 %, >1 contact: 54.5 %

72: 2020−03−12 to 2020−06−11

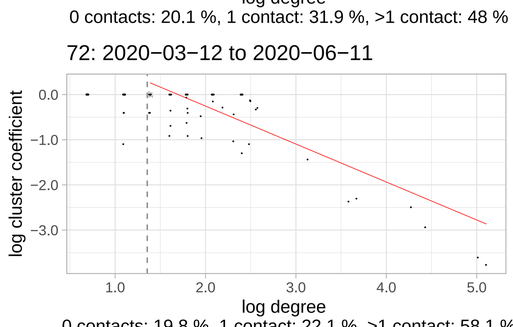

0 contacts: 19.8 %, 1 contact: 22.1 %, >1 contact: 58.1 %

73: 2020−04−27 to 2020−07−27

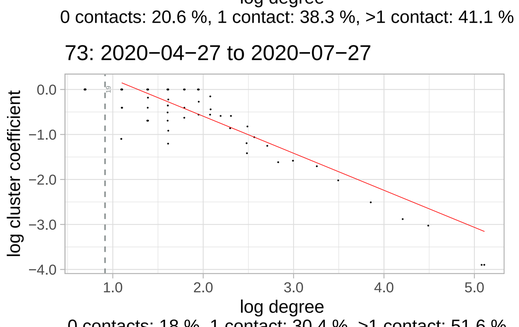

0 contacts: 18 %, 1 contact: 30.4 %, >1 contact: 51.6 %

74: 2020−06−11 to 2020−09−11

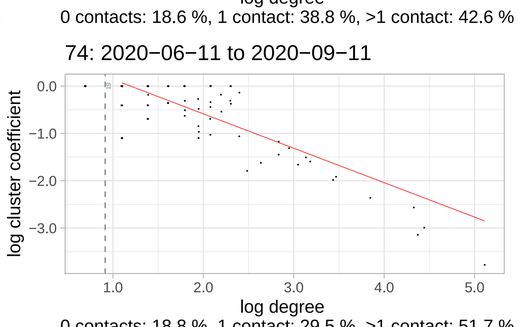

0 contacts: 18.8 %, 1 contact: 29.5 %, >1 contact: 51.7 %

75: 2020−07−27 to 2020−10−26

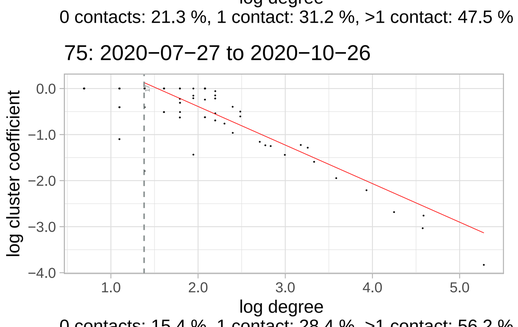

0 contacts: 15.4 %, 1 contact: 28.4 %, >1 contact: 56.2 %

76: 2020−09−11 to 2020−12−11

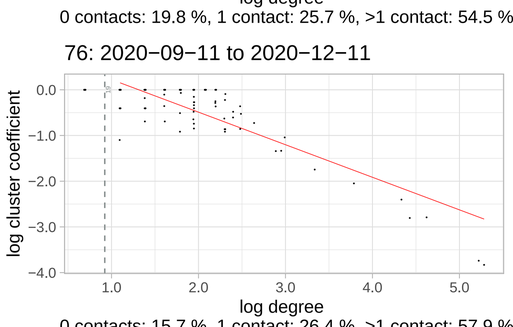

0 contacts: 15.7 %, 1 contact: 26.4 %, >1 contact: 57.9 %

77: 2020−10−26 to 2020−12−22

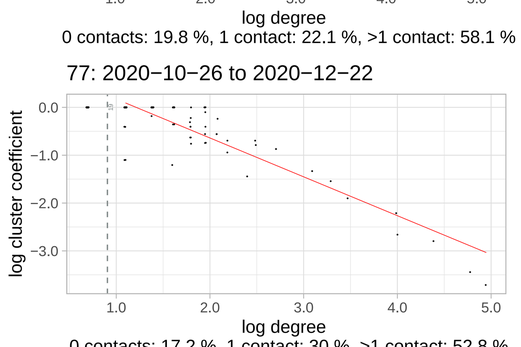

0 contacts: 17.2 %, 1 contact: 30 %, >1 contact: 52.8 %