1: 2011−04−27 to 2012−04−27

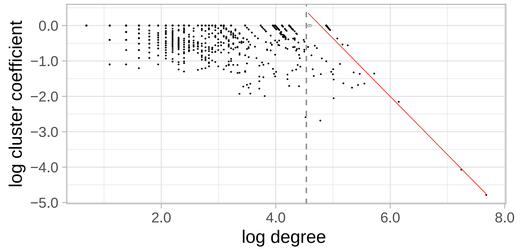

0 contacts: 2.5 %, 1 contact: 21.7 %, >1 contact: 75.8 %

2: 2011−10−27 to 2012−10−26

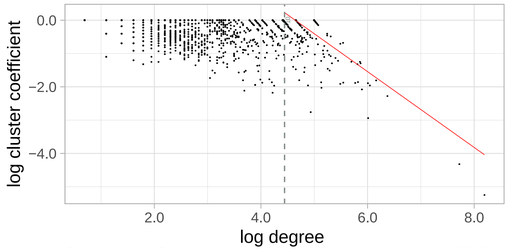

0 contacts: 3.5 %, 1 contact: 21.3 %, >1 contact: 75.3 %

3: 2012−04−27 to 2013−04−27

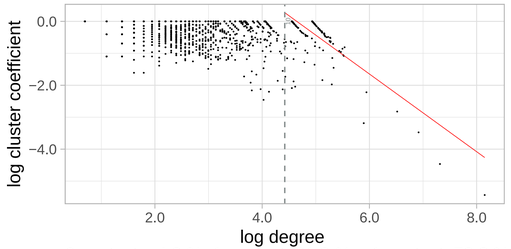

0 contacts: 4.8 %, 1 contact: 21.9 %, >1 contact: 73.3 %

4: 2012−10−26 to 2013−10−26

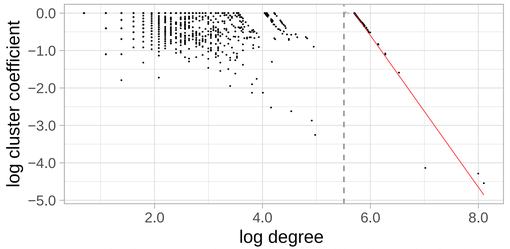

0 contacts: 4.9 %, 1 contact: 24.4 %, >1 contact: 70.7 %

5: 2013−04−27 to 2014−04−27

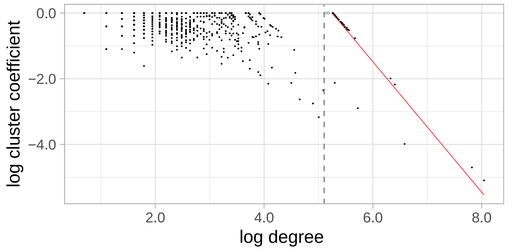

0 contacts: 5.9 %, 1 contact: 26.6 %, >1 contact: 67.4 %

6: 2013−10−26 to 2014−10−27

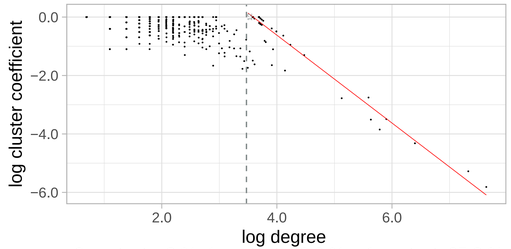

0 contacts: 8 %, 1 contact: 26.8 %, >1 contact: 65.2 %

7: 2014−04−27 to 2015−04−27

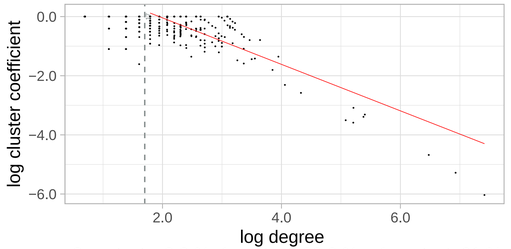

0 contacts: 8.3 %, 1 contact: 30.6 %, >1 contact: 61 %

8: 2014−10−27 to 2015−10−27

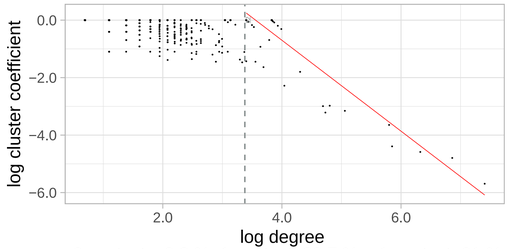

0 contacts: 8.3 %, 1 contact: 30.7 %, >1 contact: 61 %

9: 2015−04−27 to 2016−04−27

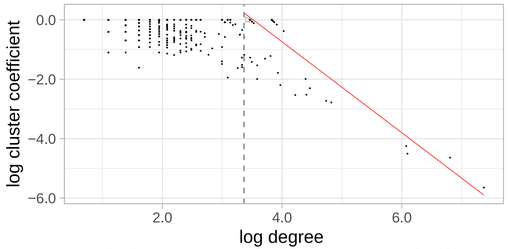

0 contacts: 8.2 %, 1 contact: 30.7 %, >1 contact: 61.2 %

10: 2015−10−27 to 2016−10−26

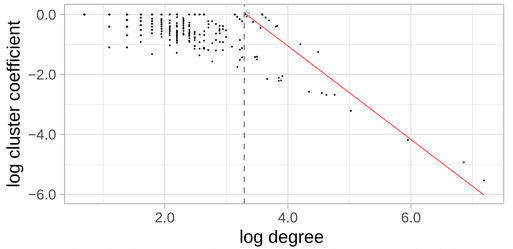

0 contacts: 9.7 %, 1 contact: 28.9 %, >1 contact: 61.4 %

11: 2016−04−27 to 2017−04−27

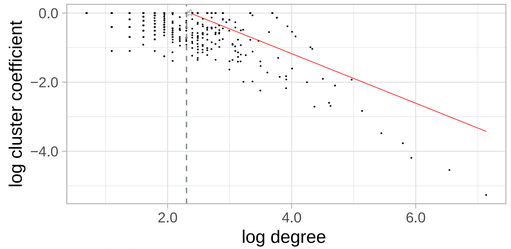

0 contacts: 10.2 %, 1 contact: 26.3 %, >1 contact: 63.6 %

12: 2016−10−26 to 2017−10−26

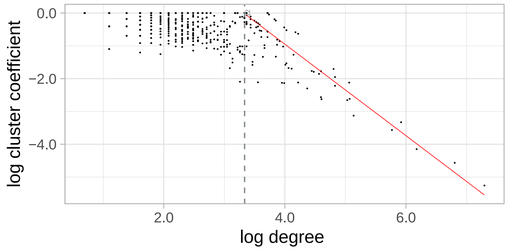

0 contacts: 8.9 %, 1 contact: 25.3 %, >1 contact: 65.8 %

13: 2017−04−27 to 2018−04−27

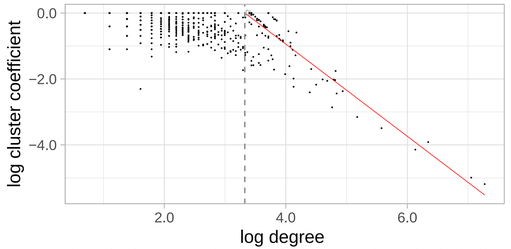

0 contacts: 9.4 %, 1 contact: 26.3 %, >1 contact: 64.3 %

14: 2017−10−26 to 2018−10−27

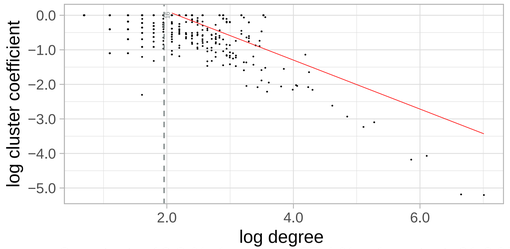

0 contacts: 10.9 %, 1 contact: 27.4 %, >1 contact: 61.6 %

15: 2018−04−27 to 2019−04−27

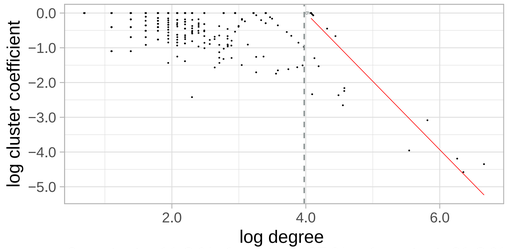

0 contacts: 11.8 %, 1 contact: 27 %, >1 contact: 61.2 %

16: 2018−10−27 to 2019−10−27

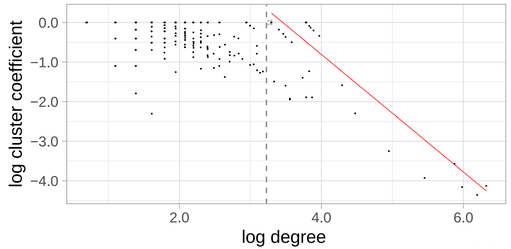

0 contacts: 12.4 %, 1 contact: 28.9 %, >1 contact: 58.8 %

17: 2019−04−27 to 2020−04−27

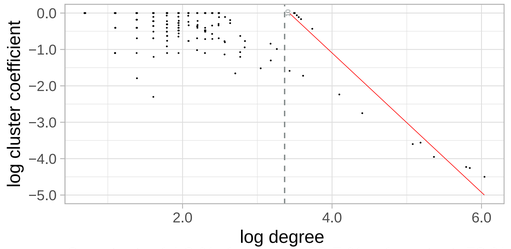

0 contacts: 14.3 %, 1 contact: 32.7 %, >1 contact: 53 %

18: 2019−10−27 to 2020−10−26

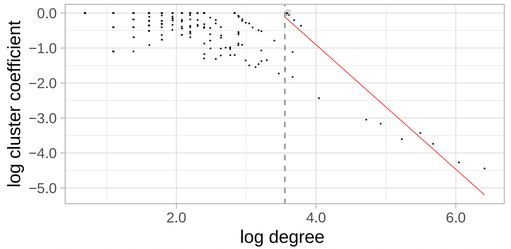

0 contacts: 13.1 %, 1 contact: 27.1 %, >1 contact: 59.8 %

19: 2020−04−27 to 2020−12−22

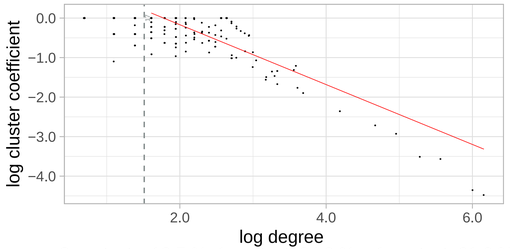

0 contacts: 13.5 %, 1 contact: 24.9 %, >1 contact: 61.6 %