1: 2011−08−19 to 2012−02−17

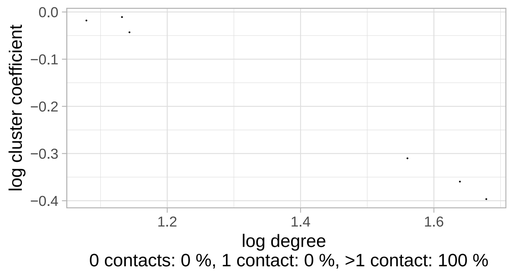

0 contacts: 0 %, 1 contact: 0 %, >1 contact: 100 %

2: 2011−11−18 to 2012−05−19

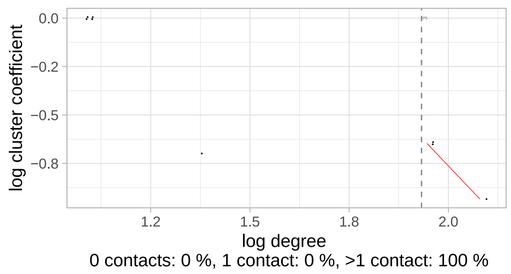

0 contacts: 0 %, 1 contact: 0 %, >1 contact: 100 %

3: 2012−02−17 to 2012−08−18

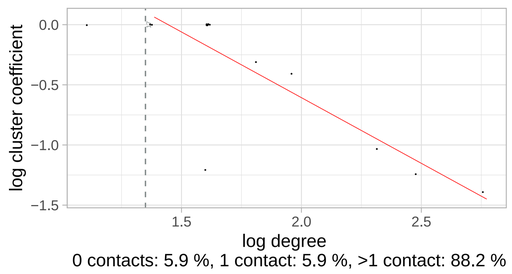

0 contacts: 5.9 %, 1 contact: 5.9 %, >1 contact: 88.2 %

4: 2012−05−19 to 2012−11−17

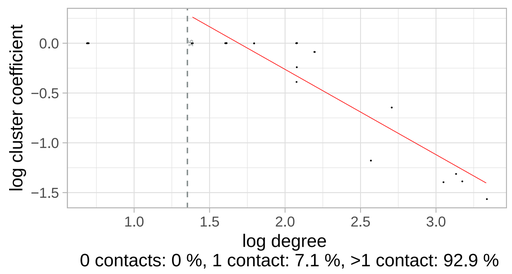

0 contacts: 0 %, 1 contact: 7.1 %, >1 contact: 92.9 %

5: 2012−08−18 to 2013−02−17

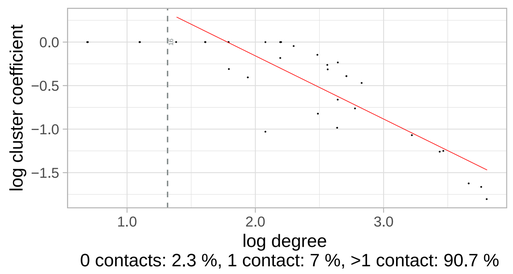

0 contacts: 2.3 %, 1 contact: 7 %, >1 contact: 90.7 %

6: 2012−11−17 to 2013−05−19

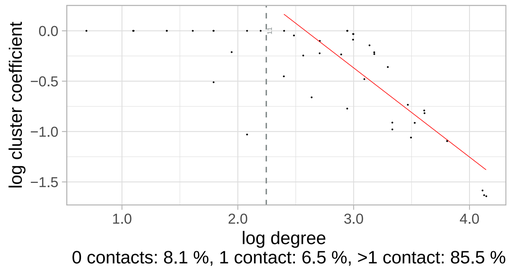

0 contacts: 8.1 %, 1 contact: 6.5 %, >1 contact: 85.5 %

7: 2013−02−17 to 2013−08−18

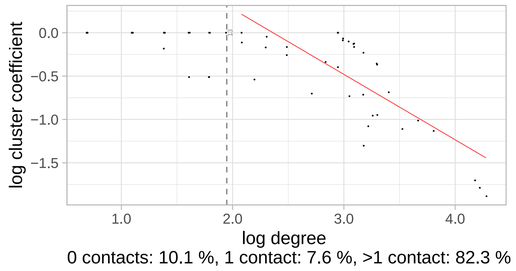

0 contacts: 10.1 %, 1 contact: 7.6 %, >1 contact: 82.3 %

8: 2013−05−19 to 2013−11−17

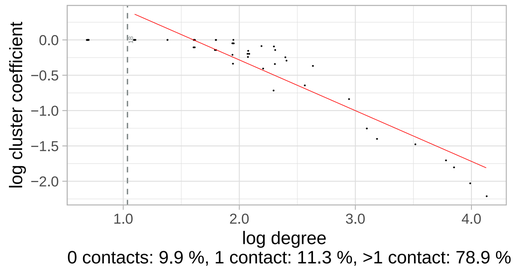

0 contacts: 9.9 %, 1 contact: 11.3 %, >1 contact: 78.9 %

9: 2013−08−18 to 2014−02−17

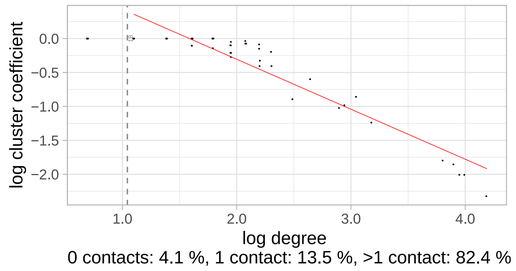

0 contacts: 4.1 %, 1 contact: 13.5 %, >1 contact: 82.4 %

10: 2013−11−17 to 2014−05−19

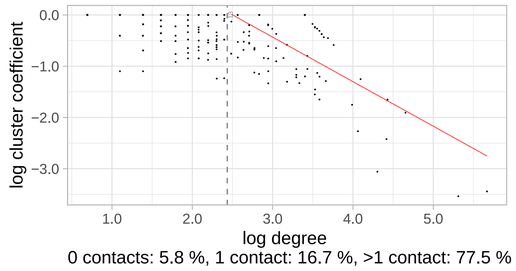

0 contacts: 5.8 %, 1 contact: 16.7 %, >1 contact: 77.5 %

11: 2014−02−17 to 2014−08−18

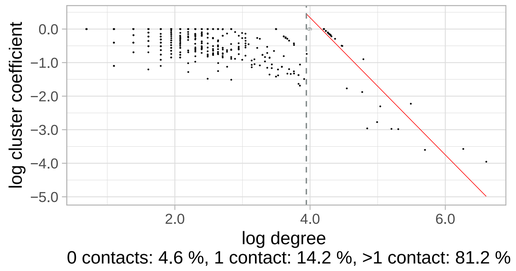

0 contacts: 4.6 %, 1 contact: 14.2 %, >1 contact: 81.2 %

12: 2014−05−19 to 2014−11−18

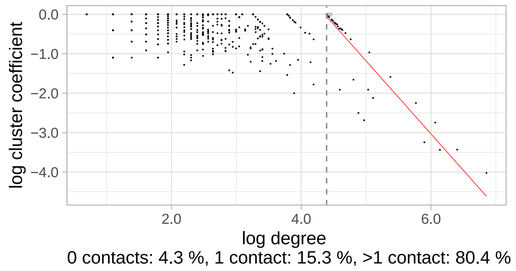

0 contacts: 4.3 %, 1 contact: 15.3 %, >1 contact: 80.4 %

13: 2014−08−18 to 2015−02−17

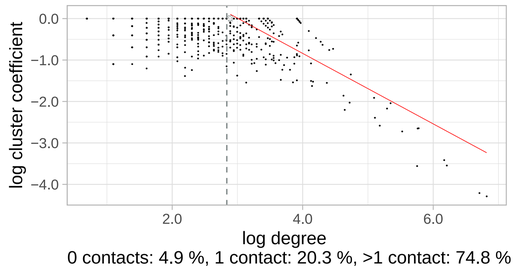

0 contacts: 4.9 %, 1 contact: 20.3 %, >1 contact: 74.8 %

14: 2014−11−18 to 2015−05−19

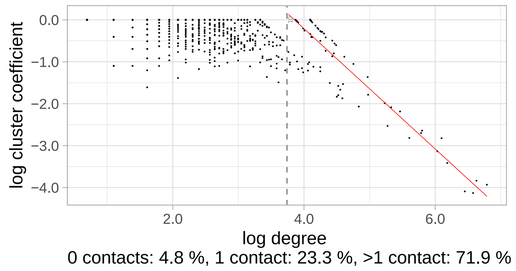

0 contacts: 4.8 %, 1 contact: 23.3 %, >1 contact: 71.9 %

15: 2015−02−17 to 2015−08−19

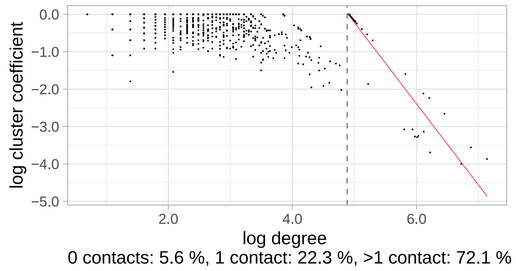

0 contacts: 5.6 %, 1 contact: 22.3 %, >1 contact: 72.1 %

16: 2015−05−19 to 2015−11−18

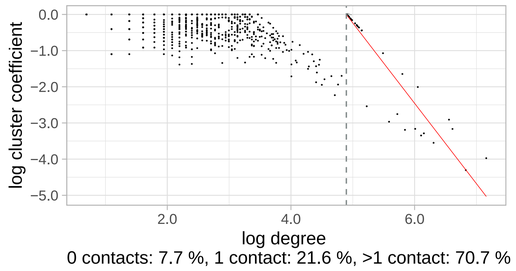

0 contacts: 7.7 %, 1 contact: 21.6 %, >1 contact: 70.7 %

17: 2015−08−19 to 2016−02−17

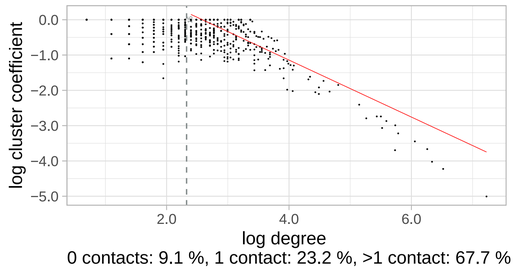

0 contacts: 9.1 %, 1 contact: 23.2 %, >1 contact: 67.7 %

18: 2015−11−18 to 2016−05−19

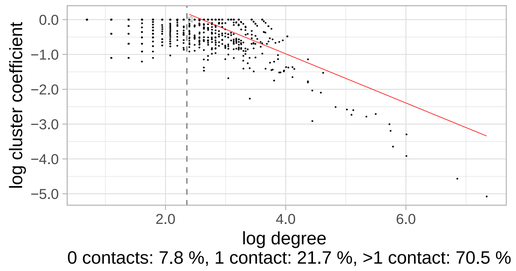

0 contacts: 7.8 %, 1 contact: 21.7 %, >1 contact: 70.5 %

19: 2016−02−17 to 2016−08−18

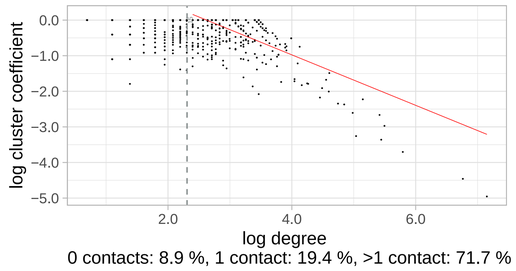

0 contacts: 8.9 %, 1 contact: 19.4 %, >1 contact: 71.7 %

20: 2016−05−19 to 2016−11−17

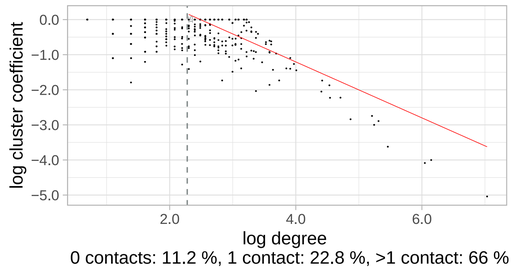

0 contacts: 11.2 %, 1 contact: 22.8 %, >1 contact: 66 %

21: 2016−08−18 to 2017−02−17

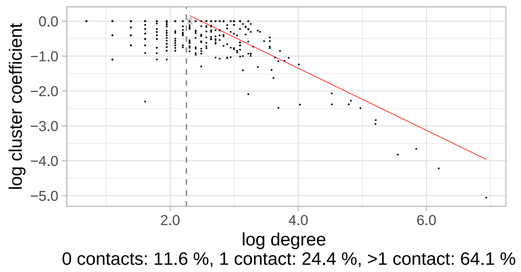

0 contacts: 11.6 %, 1 contact: 24.4 %, >1 contact: 64.1 %

22: 2016−11−17 to 2017−05−19

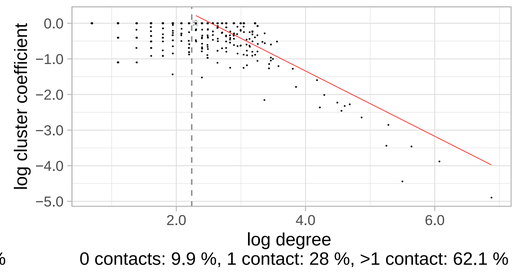

0 contacts: 9.9 %, 1 contact: 28 %, >1 contact: 62.1 %

23: 2017−02−17 to 2017−08−18

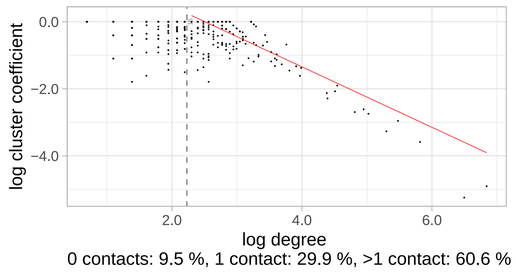

0 contacts: 9.5 %, 1 contact: 29.9 %, >1 contact: 60.6 %

24: 2017−05−19 to 2017−11−17

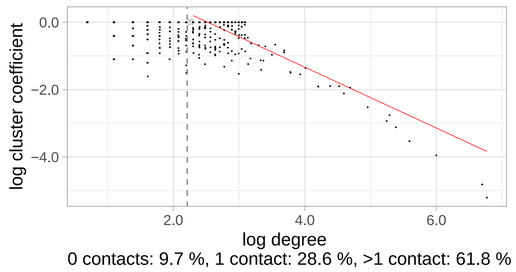

0 contacts: 9.7 %, 1 contact: 28.6 %, >1 contact: 61.8 %

25: 2017−08−18 to 2018−02−17

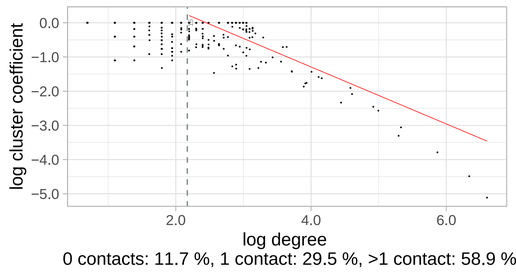

0 contacts: 11.7 %, 1 contact: 29.5 %, >1 contact: 58.9 %

26: 2017−11−17 to 2018−05−19

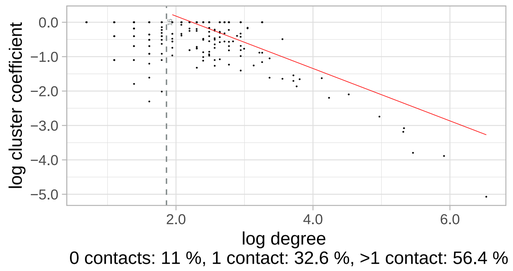

0 contacts: 11 %, 1 contact: 32.6 %, >1 contact: 56.4 %

27: 2018−02−17 to 2018−08−18

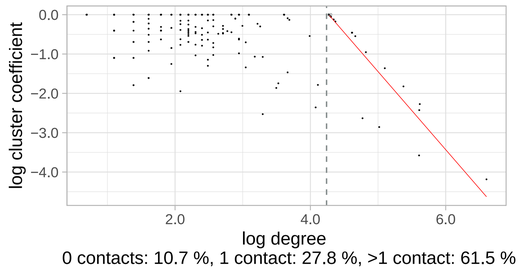

0 contacts: 10.7 %, 1 contact: 27.8 %, >1 contact: 61.5 %

28: 2018−05−19 to 2018−11−18

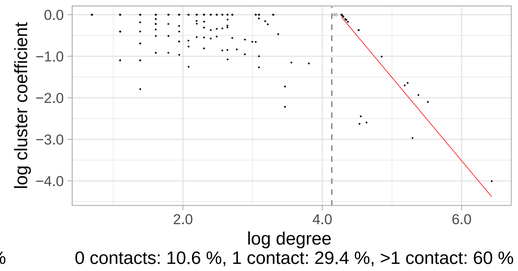

0 contacts: 10.6 %, 1 contact: 29.4 %, >1 contact: 60 %

29: 2018−08−18 to 2019−02−17

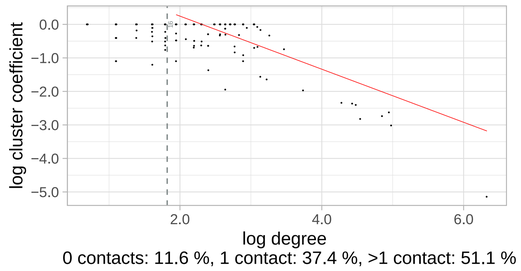

0 contacts: 11.6 %, 1 contact: 37.4 %, >1 contact: 51.1 %

30: 2018−11−18 to 2019−05−19

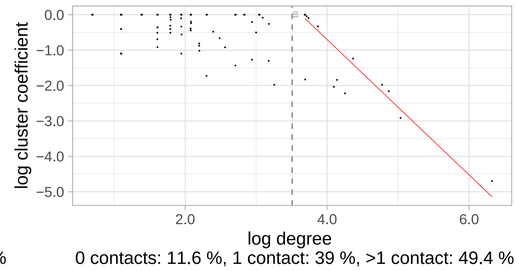

0 contacts: 11.6 %, 1 contact: 39 %, >1 contact: 49.4 %

31: 2019−02−17 to 2019−08−19

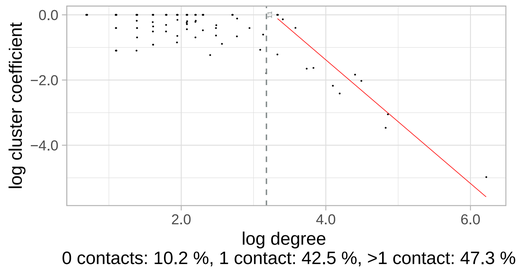

0 contacts: 10.2 %, 1 contact: 42.5 %, >1 contact: 47.3 %

32: 2019−05−19 to 2019−11−18

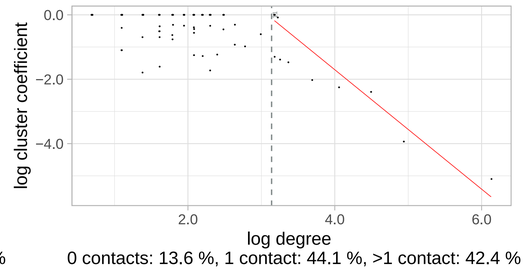

0 contacts: 13.6 %, 1 contact: 44.1 %, >1 contact: 42.4 %

33: 2019−08−19 to 2020−02−17

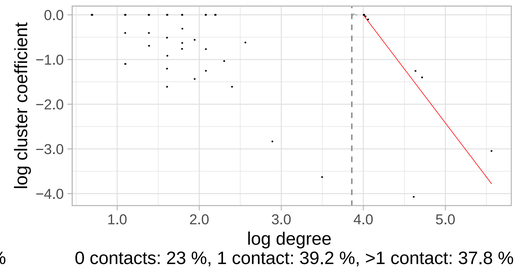

0 contacts: 23 %, 1 contact: 39.2 %, >1 contact: 37.8 %

34: 2019−11−18 to 2020−05−19

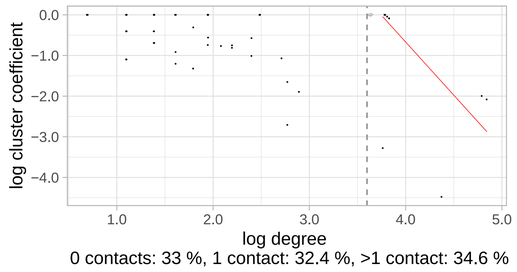

0 contacts: 33 %, 1 contact: 32.4 %, >1 contact: 34.6 %

35: 2020−02−17 to 2020−08−18

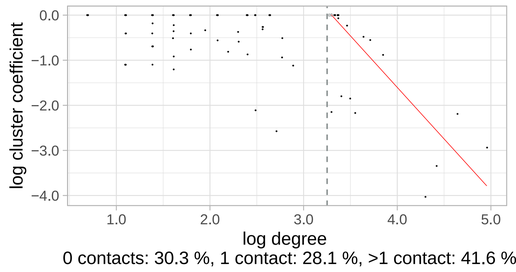

0 contacts: 30.3 %, 1 contact: 28.1 %, >1 contact: 41.6 %

36: 2020−05−19 to 2020−11−17

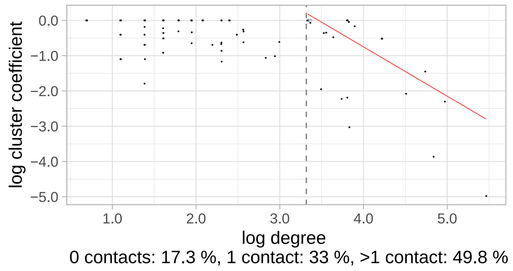

0 contacts: 17.3 %, 1 contact: 33 %, >1 contact: 49.8 %

37: 2020−08−18 to 2020−12−10

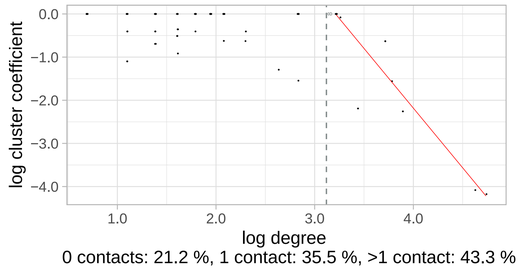

0 contacts: 21.2 %, 1 contact: 35.5 %, >1 contact: 43.3 %