3: 2011−11−18 to 2012−02−17

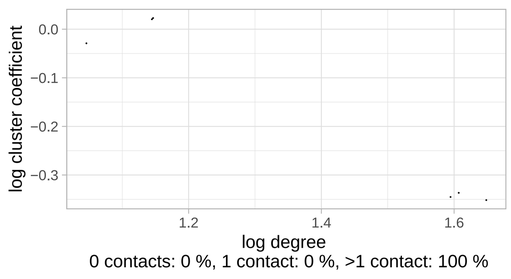

0 contacts: 0 %, 1 contact: 0 %, >1 contact: 100 %

4: 2012−01−03 to 2012−04−03

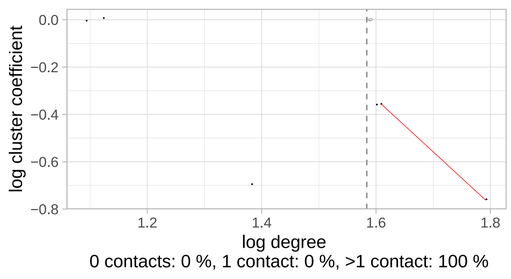

0 contacts: 0 %, 1 contact: 0 %, >1 contact: 100 %

5: 2012−02−17 to 2012−05−19

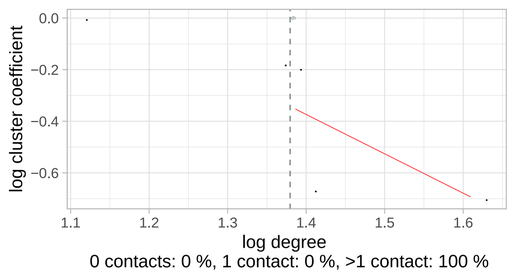

0 contacts: 0 %, 1 contact: 0 %, >1 contact: 100 %

6: 2012−04−03 to 2012−07−03

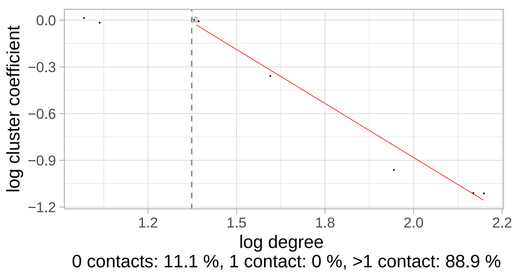

0 contacts: 11.1 %, 1 contact: 0 %, >1 contact: 88.9 %

7: 2012−05−19 to 2012−08−18

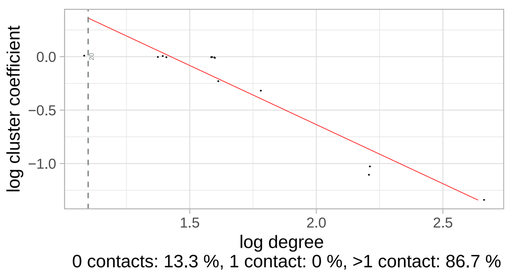

0 contacts: 13.3 %, 1 contact: 0 %, >1 contact: 86.7 %

8: 2012−07−03 to 2012−10−03

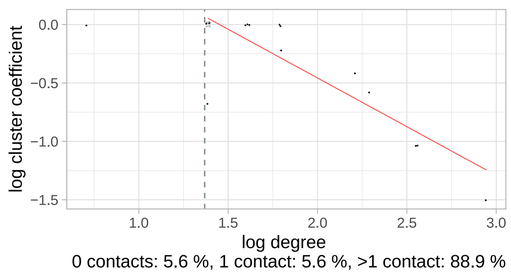

0 contacts: 5.6 %, 1 contact: 5.6 %, >1 contact: 88.9 %

9: 2012−08−18 to 2012−11−17

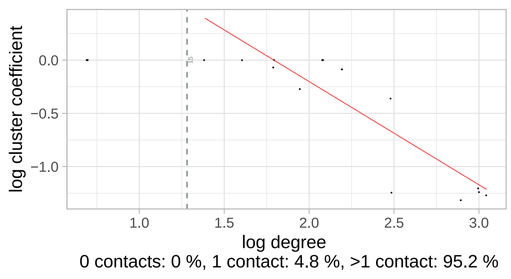

0 contacts: 0 %, 1 contact: 4.8 %, >1 contact: 95.2 %

10: 2012−10−03 to 2013−01−02

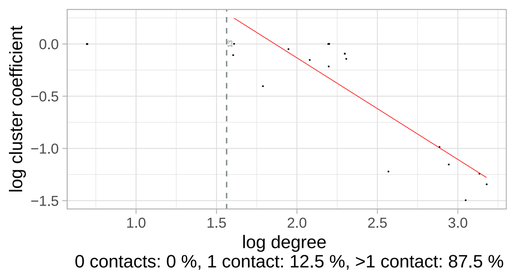

0 contacts: 0 %, 1 contact: 12.5 %, >1 contact: 87.5 %

11: 2012−11−17 to 2013−02−17

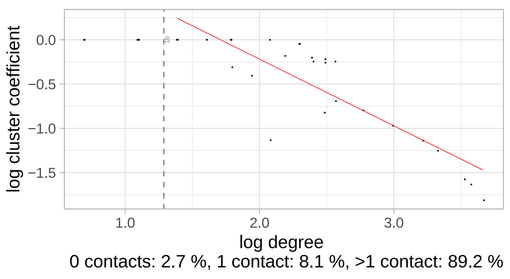

0 contacts: 2.7 %, 1 contact: 8.1 %, >1 contact: 89.2 %

12: 2013−01−02 to 2013−04−03

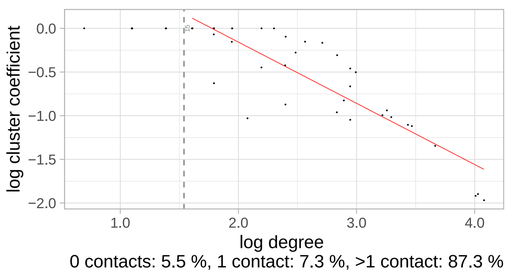

0 contacts: 5.5 %, 1 contact: 7.3 %, >1 contact: 87.3 %

13: 2013−02−17 to 2013−05−19

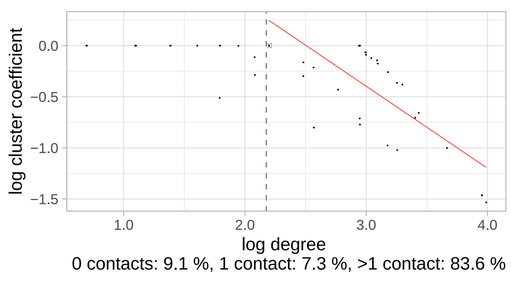

0 contacts: 9.1 %, 1 contact: 7.3 %, >1 contact: 83.6 %

14: 2013−04−03 to 2013−07−04

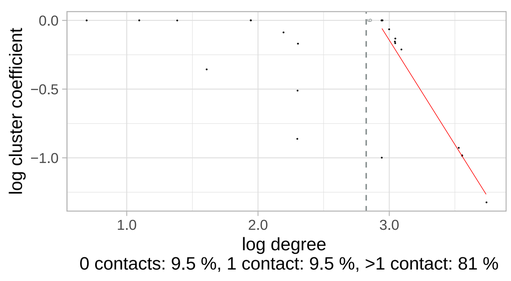

0 contacts: 9.5 %, 1 contact: 9.5 %, >1 contact: 81 %

15: 2013−05−19 to 2013−08−18

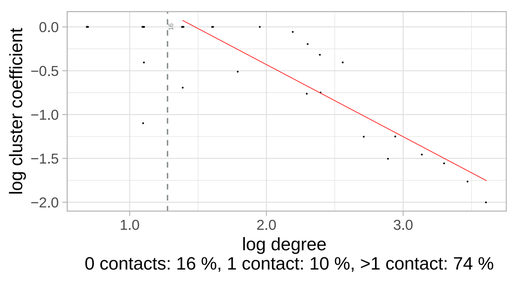

0 contacts: 16 %, 1 contact: 10 %, >1 contact: 74 %

16: 2013−07−04 to 2013−10−03

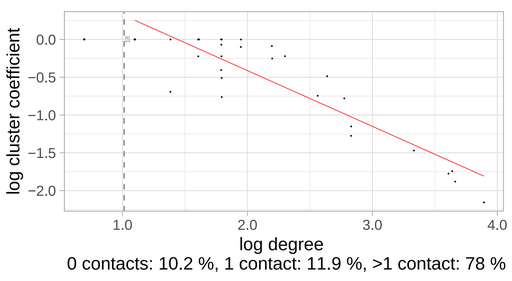

0 contacts: 10.2 %, 1 contact: 11.9 %, >1 contact: 78 %

17: 2013−08−18 to 2013−11−17

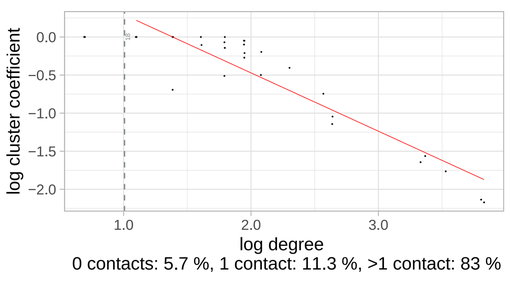

0 contacts: 5.7 %, 1 contact: 11.3 %, >1 contact: 83 %

18: 2013−10−03 to 2014−01−02

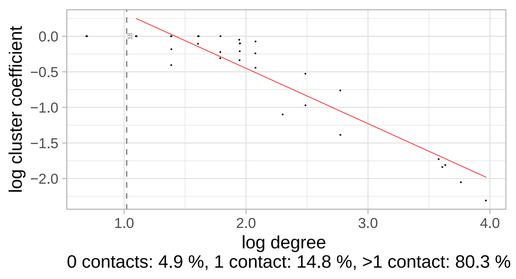

0 contacts: 4.9 %, 1 contact: 14.8 %, >1 contact: 80.3 %

19: 2013−11−17 to 2014−02−17

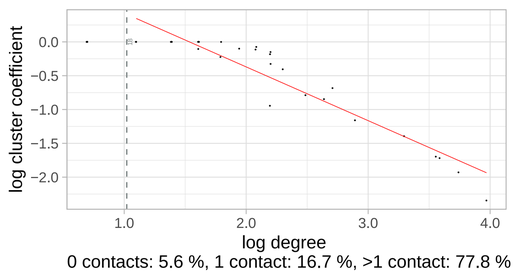

0 contacts: 5.6 %, 1 contact: 16.7 %, >1 contact: 77.8 %

20: 2014−01−02 to 2014−04−03

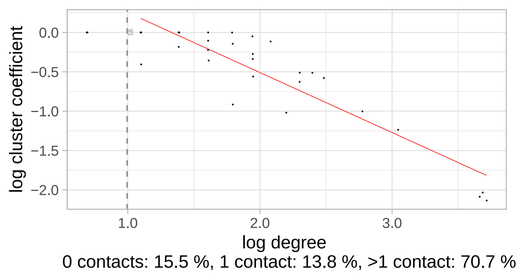

0 contacts: 15.5 %, 1 contact: 13.8 %, >1 contact: 70.7 %

21: 2014−02−17 to 2014−05−19

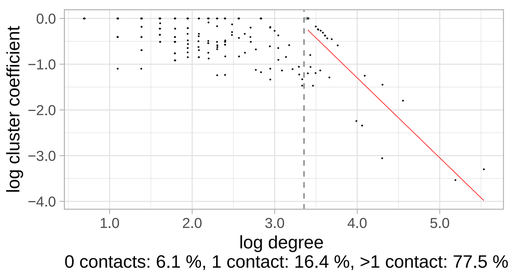

0 contacts: 6.1 %, 1 contact: 16.4 %, >1 contact: 77.5 %

22: 2014−04−03 to 2014−07−04

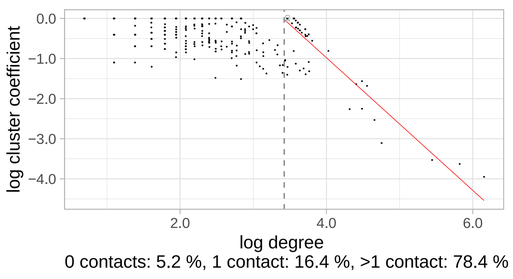

0 contacts: 5.2 %, 1 contact: 16.4 %, >1 contact: 78.4 %

23: 2014−05−19 to 2014−08−18

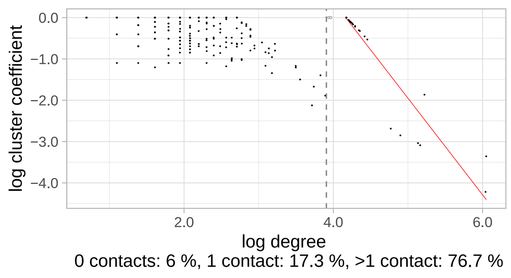

0 contacts: 6 %, 1 contact: 17.3 %, >1 contact: 76.7 %

24: 2014−07−04 to 2014−10−03

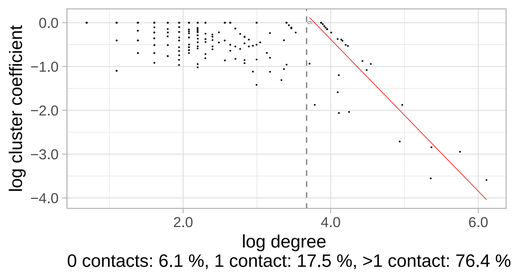

0 contacts: 6.1 %, 1 contact: 17.5 %, >1 contact: 76.4 %

25: 2014−08−18 to 2014−11−18

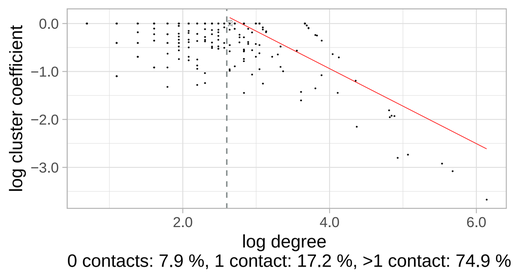

0 contacts: 7.9 %, 1 contact: 17.2 %, >1 contact: 74.9 %

26: 2014−10−03 to 2015−01−02

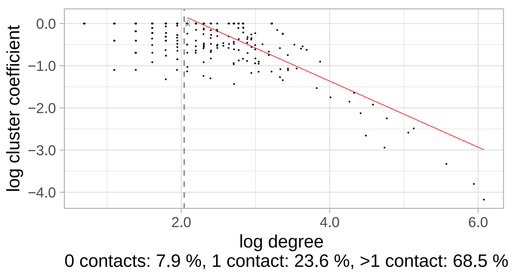

0 contacts: 7.9 %, 1 contact: 23.6 %, >1 contact: 68.5 %

27: 2014−11−18 to 2015−02−17

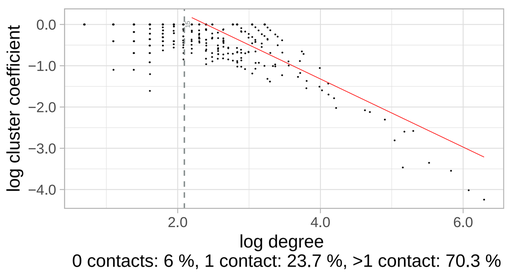

0 contacts: 6 %, 1 contact: 23.7 %, >1 contact: 70.3 %

28: 2015−01−02 to 2015−04−04

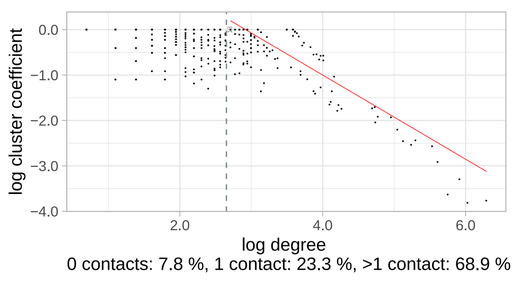

0 contacts: 7.8 %, 1 contact: 23.3 %, >1 contact: 68.9 %

29: 2015−02−17 to 2015−05−19

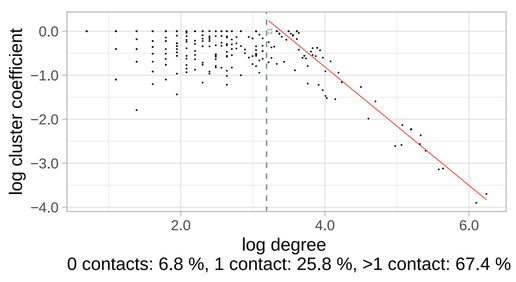

0 contacts: 6.8 %, 1 contact: 25.8 %, >1 contact: 67.4 %

30: 2015−04−04 to 2015−07−04

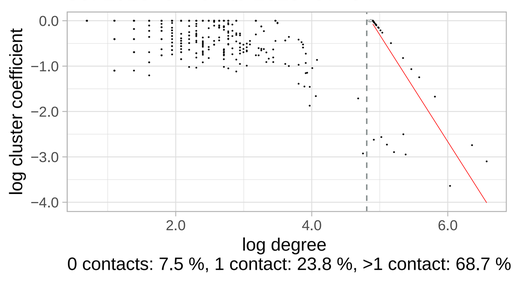

0 contacts: 7.5 %, 1 contact: 23.8 %, >1 contact: 68.7 %

31: 2015−05−19 to 2015−08−19

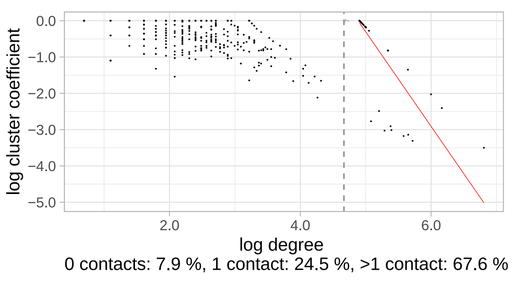

0 contacts: 7.9 %, 1 contact: 24.5 %, >1 contact: 67.6 %

32: 2015−07−04 to 2015−10−03

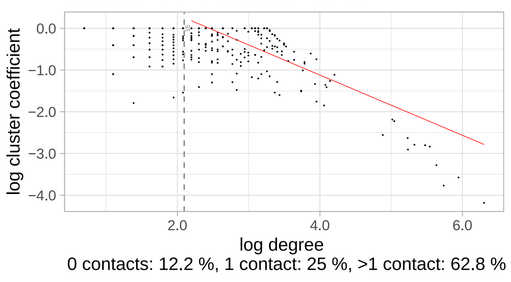

0 contacts: 12.2 %, 1 contact: 25 %, >1 contact: 62.8 %

33: 2015−08−19 to 2015−11−18

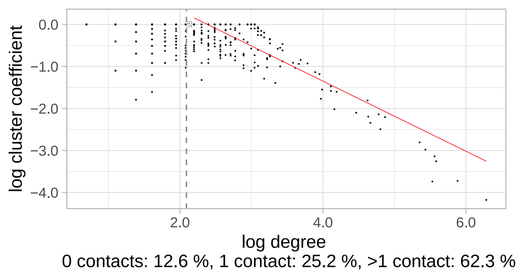

0 contacts: 12.6 %, 1 contact: 25.2 %, >1 contact: 62.3 %

34: 2015−10−03 to 2016−01−03

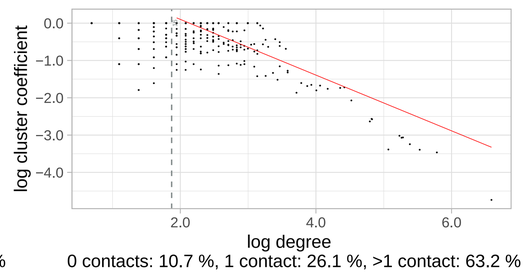

0 contacts: 10.7 %, 1 contact: 26.1 %, >1 contact: 63.2 %

35: 2015−11−18 to 2016−02−17

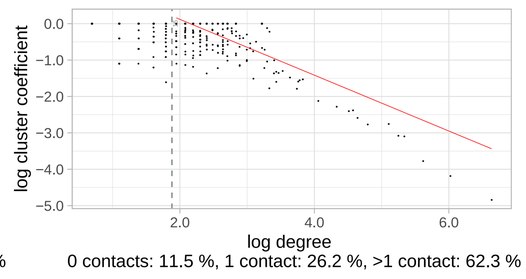

0 contacts: 11.5 %, 1 contact: 26.2 %, >1 contact: 62.3 %

36: 2016−01−03 to 2016−04−03

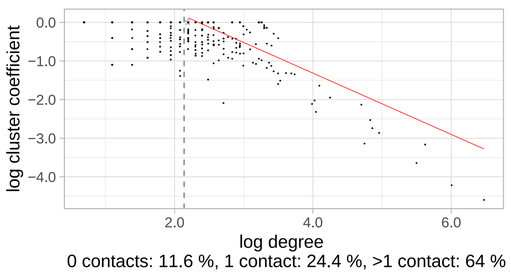

0 contacts: 11.6 %, 1 contact: 24.4 %, >1 contact: 64 %

37: 2016−02−17 to 2016−05−19

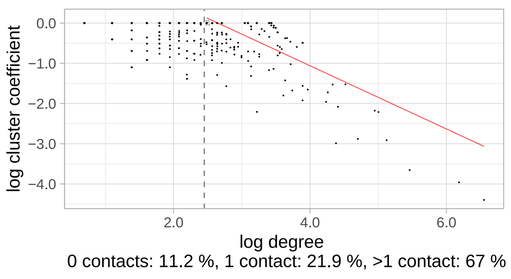

0 contacts: 11.2 %, 1 contact: 21.9 %, >1 contact: 67 %

38: 2016−04−03 to 2016−07−03

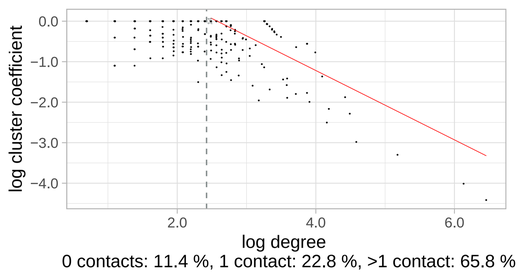

0 contacts: 11.4 %, 1 contact: 22.8 %, >1 contact: 65.8 %

39: 2016−05−19 to 2016−08−18

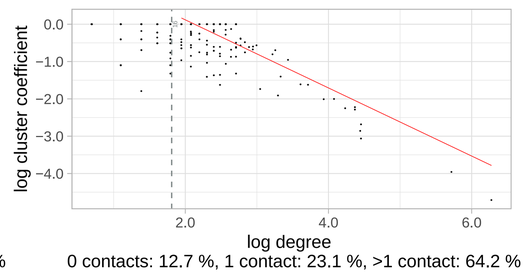

0 contacts: 12.7 %, 1 contact: 23.1 %, >1 contact: 64.2 %

40: 2016−07−03 to 2016−10−03

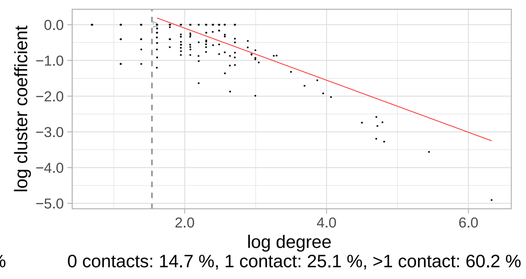

0 contacts: 14.7 %, 1 contact: 25.1 %, >1 contact: 60.2 %

41: 2016−08−18 to 2016−11−17

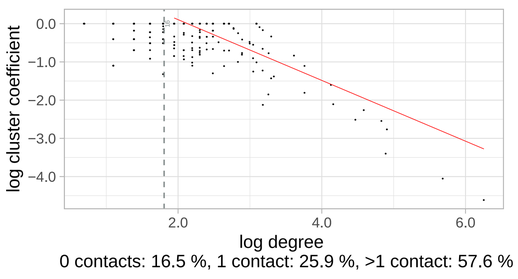

0 contacts: 16.5 %, 1 contact: 25.9 %, >1 contact: 57.6 %

42: 2016−10−03 to 2017−01−02

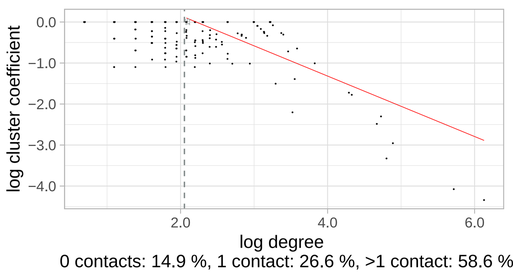

0 contacts: 14.9 %, 1 contact: 26.6 %, >1 contact: 58.6 %

43: 2016−11−17 to 2017−02−17

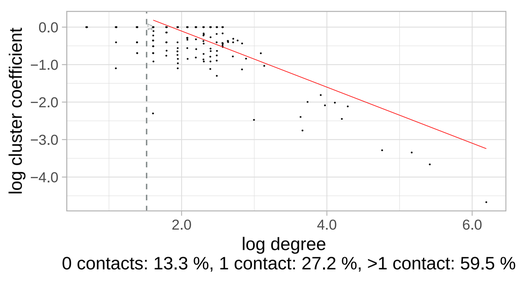

0 contacts: 13.3 %, 1 contact: 27.2 %, >1 contact: 59.5 %

44: 2017−01−02 to 2017−04−03

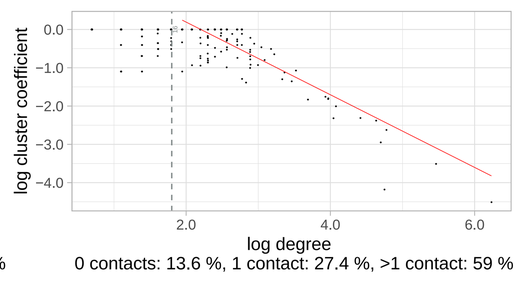

0 contacts: 13.6 %, 1 contact: 27.4 %, >1 contact: 59 %

45: 2017−02−17 to 2017−05−19

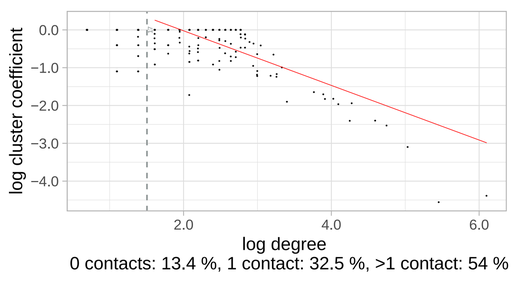

0 contacts: 13.4 %, 1 contact: 32.5 %, >1 contact: 54 %

46: 2017−04−03 to 2017−07−04

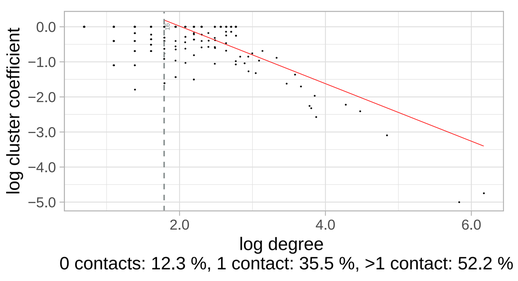

0 contacts: 12.3 %, 1 contact: 35.5 %, >1 contact: 52.2 %

47: 2017−05−19 to 2017−08−18

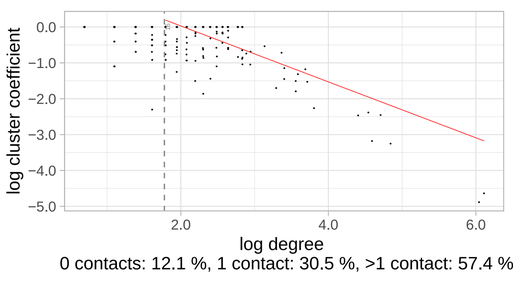

0 contacts: 12.1 %, 1 contact: 30.5 %, >1 contact: 57.4 %

48: 2017−07−04 to 2017−10−03

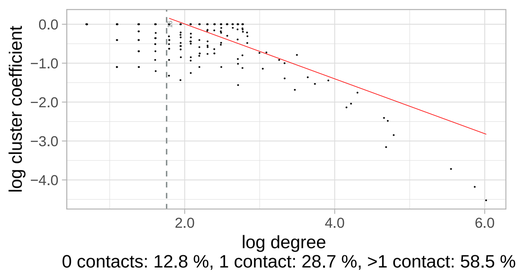

0 contacts: 12.8 %, 1 contact: 28.7 %, >1 contact: 58.5 %

49: 2017−08−18 to 2017−11−17

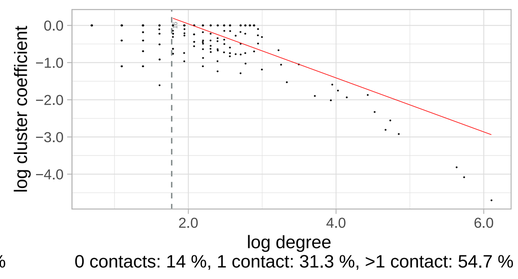

0 contacts: 14 %, 1 contact: 31.3 %, >1 contact: 54.7 %

50: 2017−10−03 to 2018−01−02

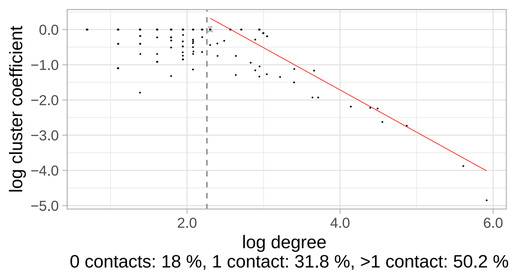

0 contacts: 18 %, 1 contact: 31.8 %, >1 contact: 50.2 %

51: 2017−11−17 to 2018−02−17

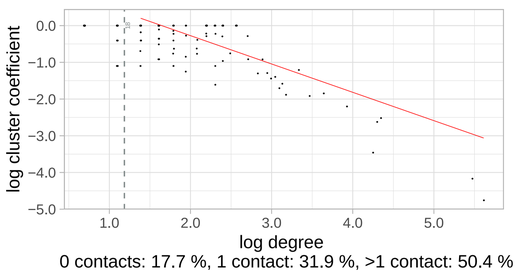

0 contacts: 17.7 %, 1 contact: 31.9 %, >1 contact: 50.4 %

52: 2018−01−02 to 2018−04−03

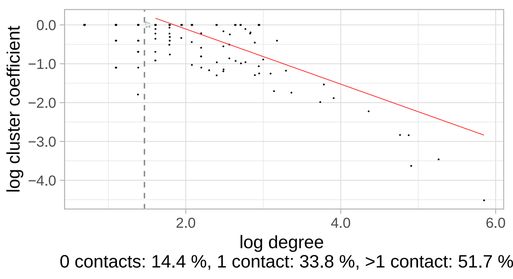

0 contacts: 14.4 %, 1 contact: 33.8 %, >1 contact: 51.7 %

53: 2018−02−17 to 2018−05−19

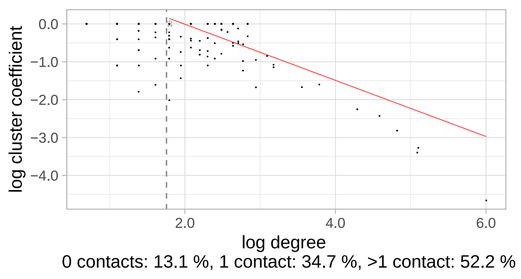

0 contacts: 13.1 %, 1 contact: 34.7 %, >1 contact: 52.2 %

54: 2018−04−03 to 2018−07−04

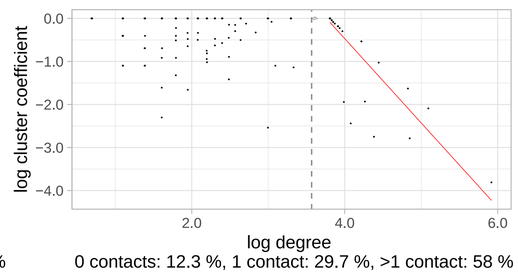

0 contacts: 12.3 %, 1 contact: 29.7 %, >1 contact: 58 %

55: 2018−05−19 to 2018−08−18

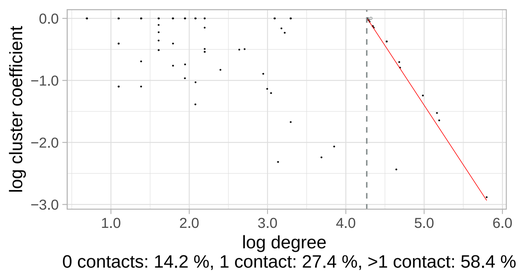

0 contacts: 14.2 %, 1 contact: 27.4 %, >1 contact: 58.4 %

56: 2018−07−04 to 2018−10−03

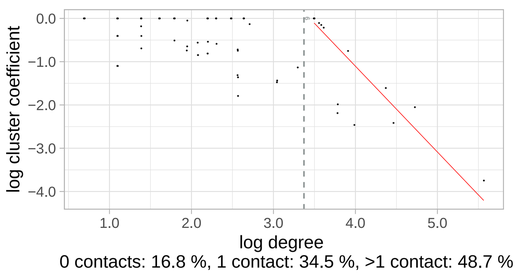

0 contacts: 16.8 %, 1 contact: 34.5 %, >1 contact: 48.7 %

57: 2018−08−18 to 2018−11−18

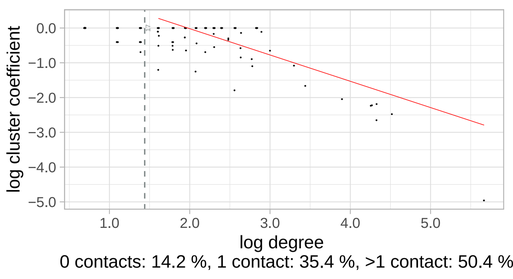

0 contacts: 14.2 %, 1 contact: 35.4 %, >1 contact: 50.4 %

58: 2018−10−03 to 2019−01−02

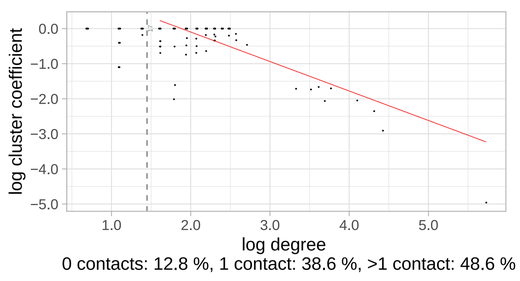

0 contacts: 12.8 %, 1 contact: 38.6 %, >1 contact: 48.6 %

59: 2018−11−18 to 2019−02−17

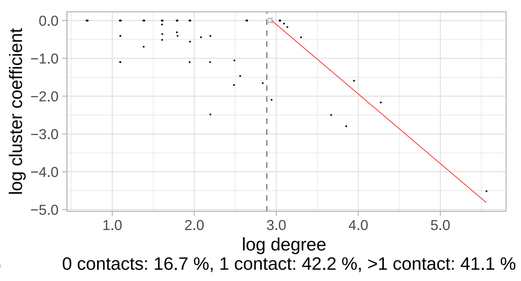

0 contacts: 16.7 %, 1 contact: 42.2 %, >1 contact: 41.1 %

60: 2019−01−02 to 2019−04−04

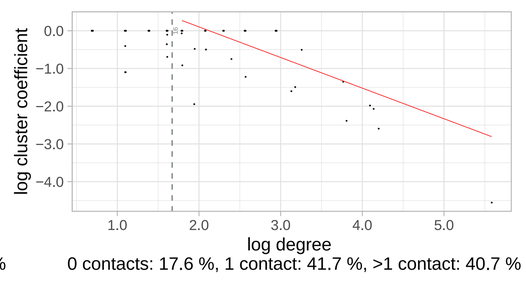

0 contacts: 17.6 %, 1 contact: 41.7 %, >1 contact: 40.7 %

61: 2019−02−17 to 2019−05−19

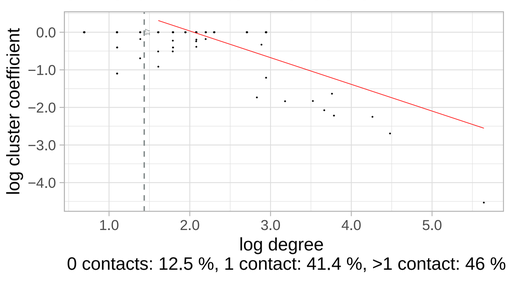

0 contacts: 12.5 %, 1 contact: 41.4 %, >1 contact: 46 %

62: 2019−04−04 to 2019−07−04

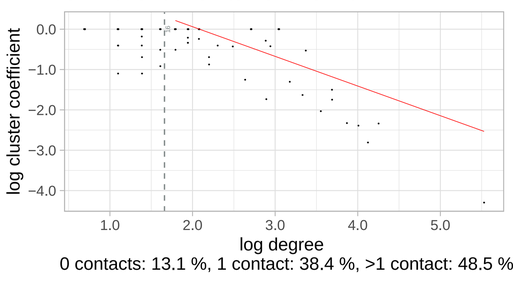

0 contacts: 13.1 %, 1 contact: 38.4 %, >1 contact: 48.5 %

63: 2019−05−19 to 2019−08−19

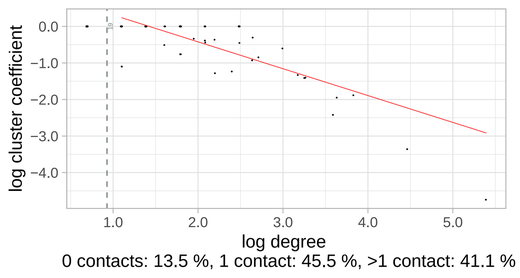

0 contacts: 13.5 %, 1 contact: 45.5 %, >1 contact: 41.1 %

64: 2019−07−04 to 2019−10−03

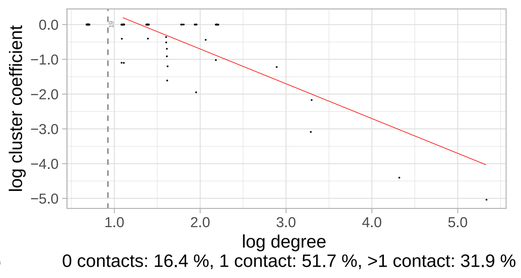

0 contacts: 16.4 %, 1 contact: 51.7 %, >1 contact: 31.9 %

65: 2019−08−19 to 2019−11−18

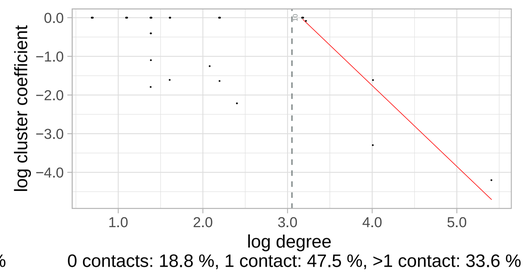

0 contacts: 18.8 %, 1 contact: 47.5 %, >1 contact: 33.6 %

66: 2019−10−03 to 2020−01−03

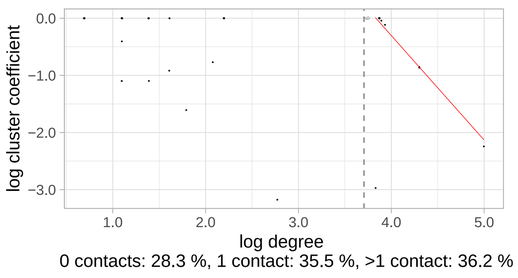

0 contacts: 28.3 %, 1 contact: 35.5 %, >1 contact: 36.2 %

67: 2019−11−18 to 2020−02−17

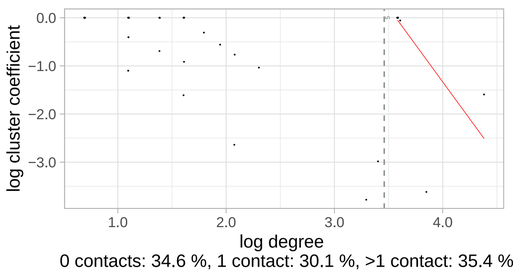

0 contacts: 34.6 %, 1 contact: 30.1 %, >1 contact: 35.4 %

68: 2020−01−03 to 2020−04−03

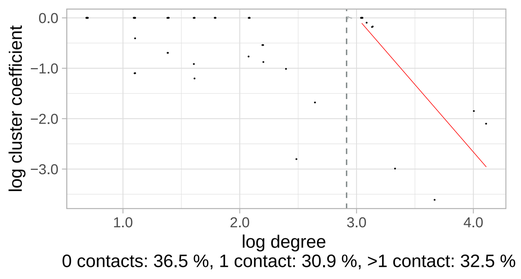

0 contacts: 36.5 %, 1 contact: 30.9 %, >1 contact: 32.5 %

69: 2020−02−17 to 2020−05−19

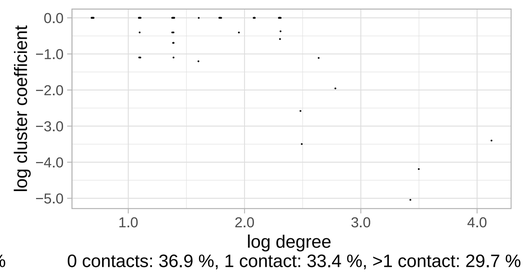

0 contacts: 36.9 %, 1 contact: 33.4 %, >1 contact: 29.7 %

70: 2020−04−03 to 2020−07−03

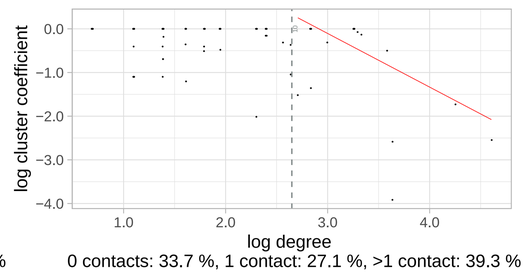

0 contacts: 33.7 %, 1 contact: 27.1 %, >1 contact: 39.3 %

71: 2020−05−19 to 2020−08−18

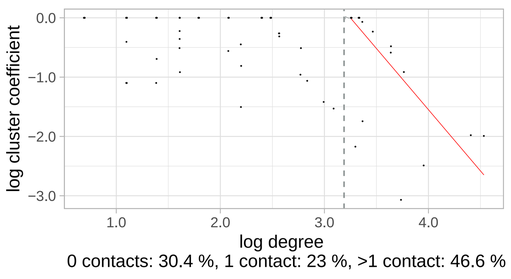

0 contacts: 30.4 %, 1 contact: 23 %, >1 contact: 46.6 %

72: 2020−07−03 to 2020−10−03

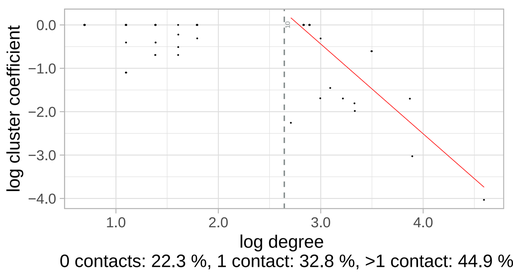

0 contacts: 22.3 %, 1 contact: 32.8 %, >1 contact: 44.9 %

73: 2020−08−18 to 2020−11−17

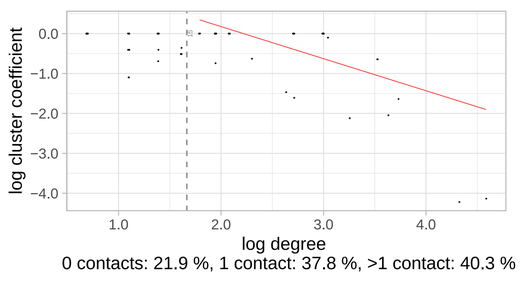

0 contacts: 21.9 %, 1 contact: 37.8 %, >1 contact: 40.3 %

74: 2020−10−03 to 2020−12−10

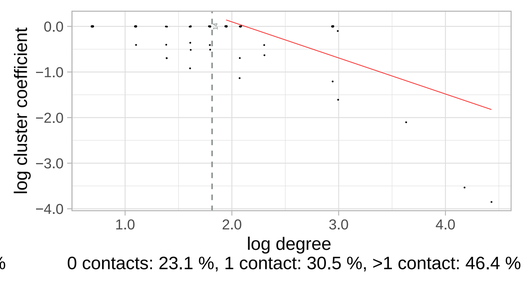

0 contacts: 23.1 %, 1 contact: 30.5 %, >1 contact: 46.4 %