1: 2012−01−21 to 2013−01−21

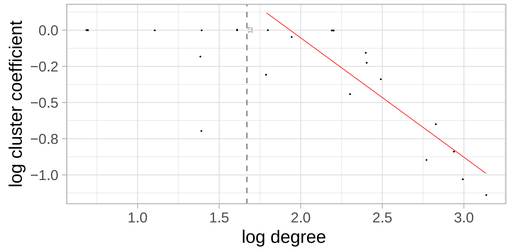

0 contacts: 8.6 %, 1 contact: 20 %, >1 contact: 71.4 %

2: 2012−07−22 to 2013−07−22

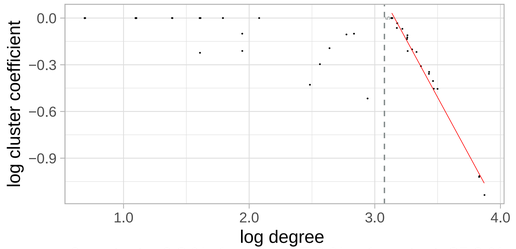

0 contacts: 6.2 %, 1 contact: 7.8 %, >1 contact: 85.9 %

3: 2013−01−21 to 2014−01−21

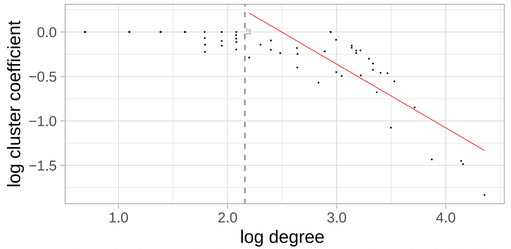

0 contacts: 7.4 %, 1 contact: 8.4 %, >1 contact: 84.2 %

4: 2013−07−22 to 2014−07−22

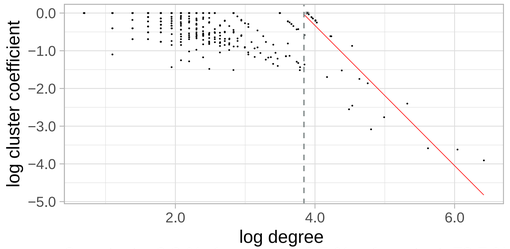

0 contacts: 3.8 %, 1 contact: 16.5 %, >1 contact: 79.7 %

5: 2014−01−21 to 2015−01−21

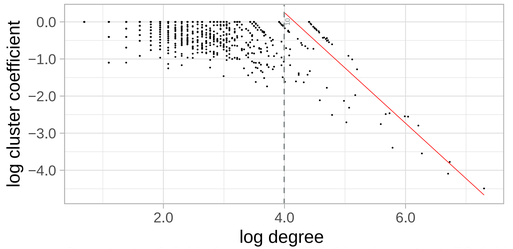

0 contacts: 3.5 %, 1 contact: 17.3 %, >1 contact: 79.1 %

6: 2014−07−22 to 2015−07−23

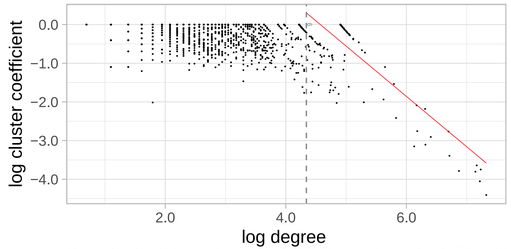

0 contacts: 3.8 %, 1 contact: 19.8 %, >1 contact: 76.4 %

7: 2015−01−21 to 2016−01−21

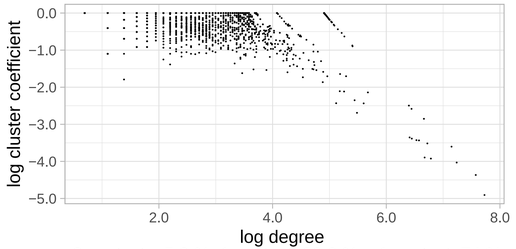

0 contacts: 5.3 %, 1 contact: 20.6 %, >1 contact: 74 %

8: 2015−07−23 to 2016−07−22

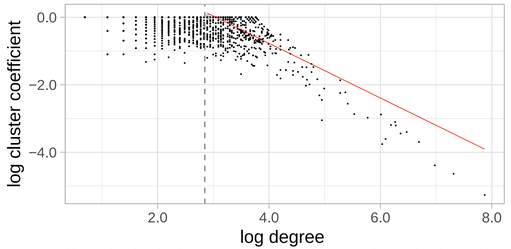

0 contacts: 6.3 %, 1 contact: 19.4 %, >1 contact: 74.3 %

9: 2016−01−21 to 2017−01−21

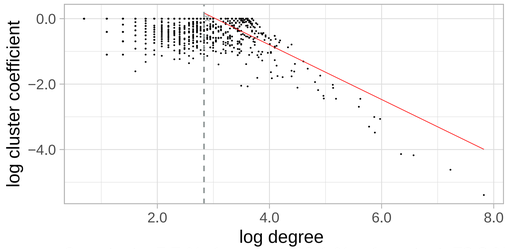

0 contacts: 7.7 %, 1 contact: 20.1 %, >1 contact: 72.2 %

10: 2016−07−22 to 2017−07−22

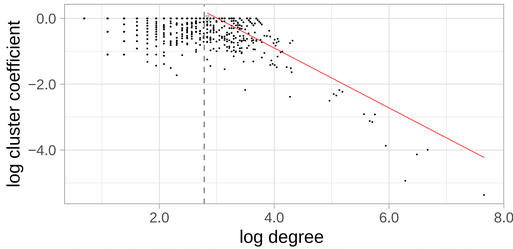

0 contacts: 8.1 %, 1 contact: 25.2 %, >1 contact: 66.7 %

11: 2017−01−21 to 2018−01−21

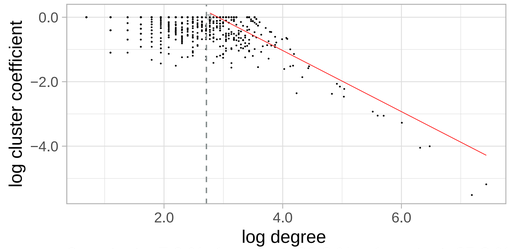

0 contacts: 7.9 %, 1 contact: 26.8 %, >1 contact: 65.3 %

12: 2017−07−22 to 2018−07−22

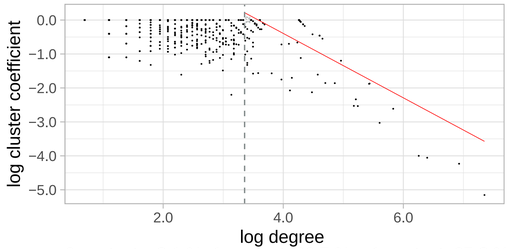

0 contacts: 8.1 %, 1 contact: 26.7 %, >1 contact: 65.2 %

13: 2018−01−21 to 2019−01−21

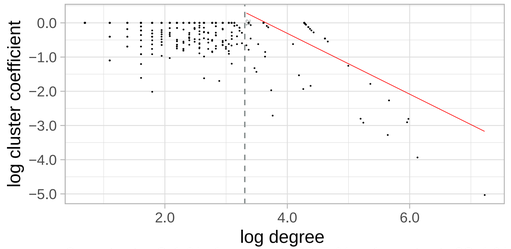

0 contacts: 8.1 %, 1 contact: 29.5 %, >1 contact: 62.4 %

14: 2018−07−22 to 2019−07−23

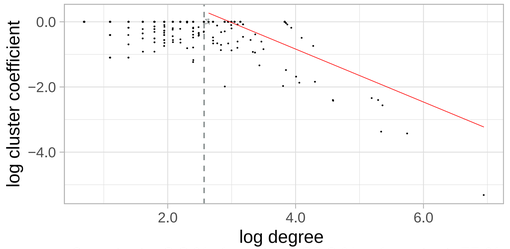

0 contacts: 8.2 %, 1 contact: 36.8 %, >1 contact: 55 %

15: 2019−01−21 to 2020−01−21

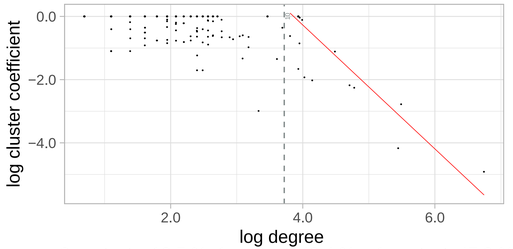

0 contacts: 12.5 %, 1 contact: 40.4 %, >1 contact: 47.2 %

16: 2019−07−23 to 2020−07−22

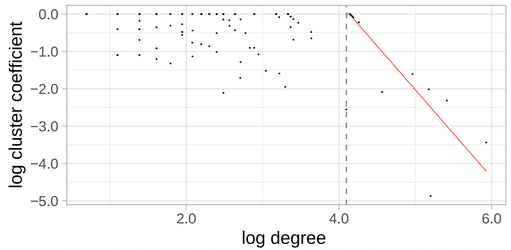

0 contacts: 23 %, 1 contact: 34.6 %, >1 contact: 42.5 %

17: 2020−01−21 to 2020−12−24

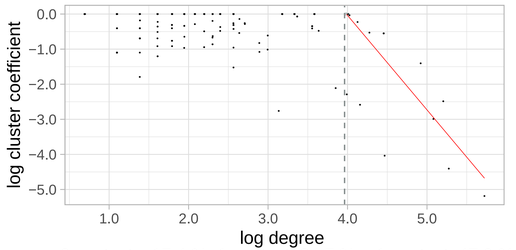

0 contacts: 17.4 %, 1 contact: 34.7 %, >1 contact: 47.9 %