1: 2011−08−19 to 2012−08−18

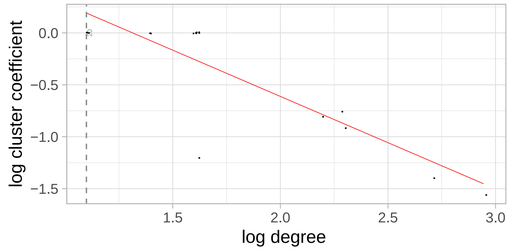

0 contacts: 5.3 %, 1 contact: 5.3 %, >1 contact: 89.5 %

2: 2012−02−17 to 2013−02−17

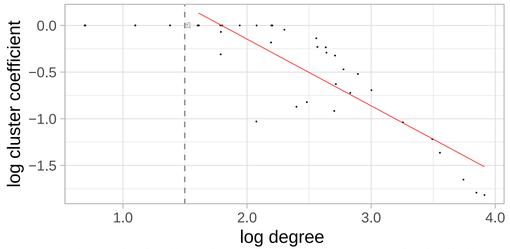

0 contacts: 2 %, 1 contact: 8.2 %, >1 contact: 89.8 %

3: 2012−08−18 to 2013−08−18

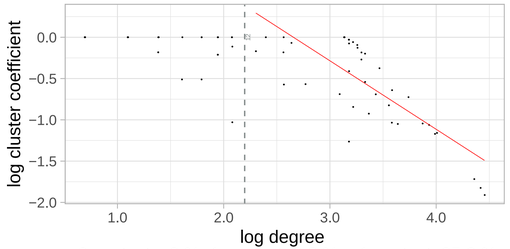

0 contacts: 8 %, 1 contact: 6.8 %, >1 contact: 85.2 %

4: 2013−02−17 to 2014−02−17

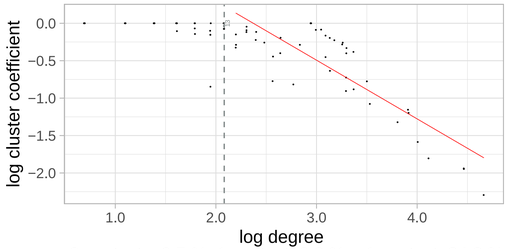

0 contacts: 6.5 %, 1 contact: 9.3 %, >1 contact: 84.3 %

5: 2013−08−18 to 2014−08−18

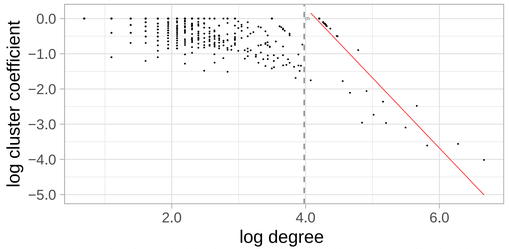

0 contacts: 4.2 %, 1 contact: 14.2 %, >1 contact: 81.7 %

6: 2014−02−17 to 2015−02−17

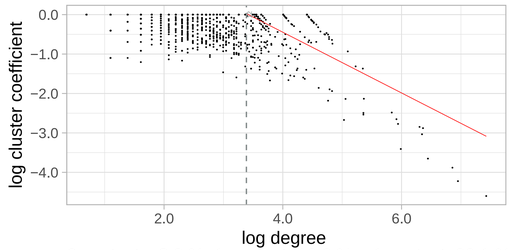

0 contacts: 3.3 %, 1 contact: 16.6 %, >1 contact: 80.1 %

7: 2014−08−18 to 2015−08−19

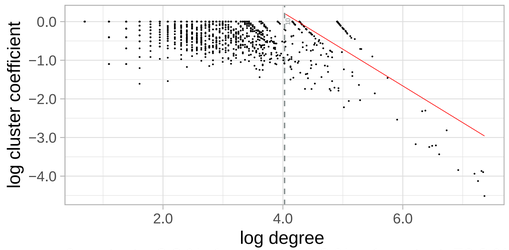

0 contacts: 3.8 %, 1 contact: 19.9 %, >1 contact: 76.3 %

8: 2015−02−17 to 2016−02−17

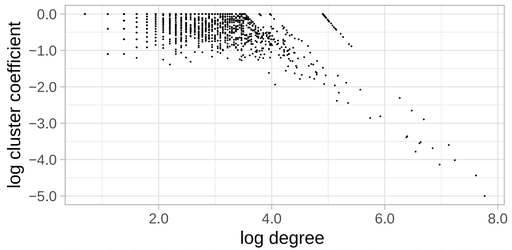

0 contacts: 5.5 %, 1 contact: 20.6 %, >1 contact: 73.9 %

9: 2015−08−19 to 2016−08−18

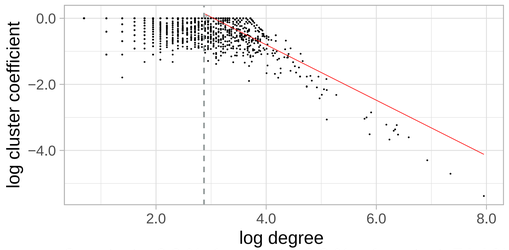

0 contacts: 6.2 %, 1 contact: 19.3 %, >1 contact: 74.4 %

10: 2016−02−17 to 2017−02−17

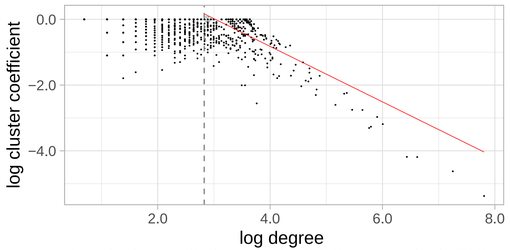

0 contacts: 7.7 %, 1 contact: 19.6 %, >1 contact: 72.8 %

11: 2016−08−18 to 2017−08−18

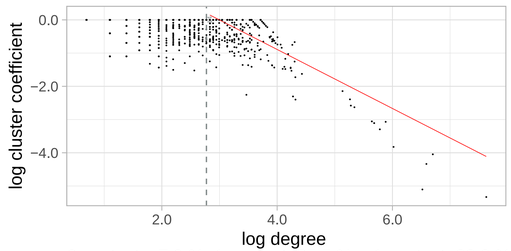

0 contacts: 7.9 %, 1 contact: 25.5 %, >1 contact: 66.6 %

12: 2017−02−17 to 2018−02−17

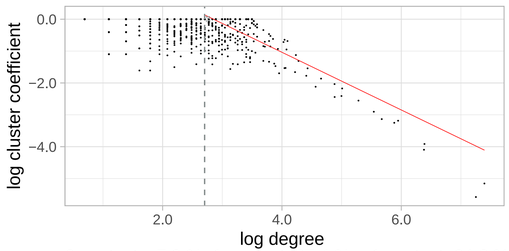

0 contacts: 7.9 %, 1 contact: 27.4 %, >1 contact: 64.6 %

13: 2017−08−18 to 2018−08−18

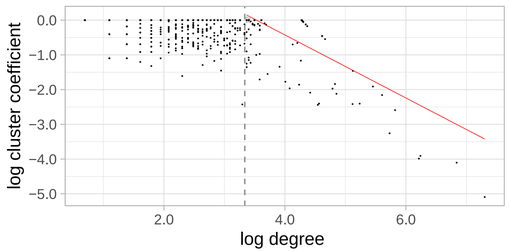

0 contacts: 8.4 %, 1 contact: 26.9 %, >1 contact: 64.7 %

14: 2018−02−17 to 2019−02−17

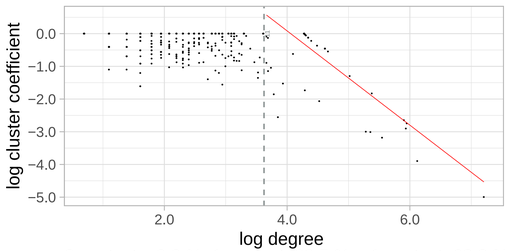

0 contacts: 8.2 %, 1 contact: 29.5 %, >1 contact: 62.3 %

15: 2018−08−18 to 2019−08−19

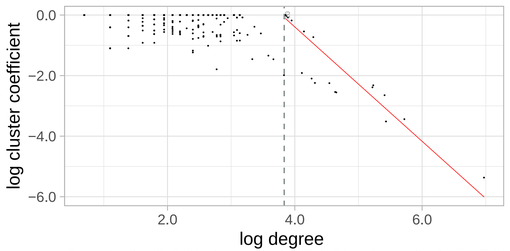

0 contacts: 8.2 %, 1 contact: 37.2 %, >1 contact: 54.5 %

16: 2019−02−17 to 2020−02−17

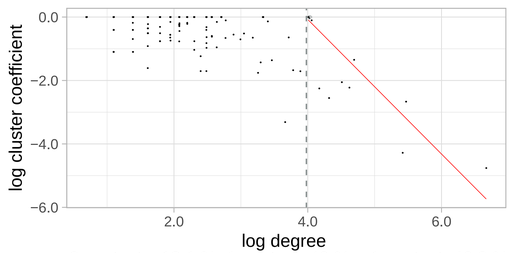

0 contacts: 13.1 %, 1 contact: 40 %, >1 contact: 46.9 %

17: 2019−08−19 to 2020−08−18

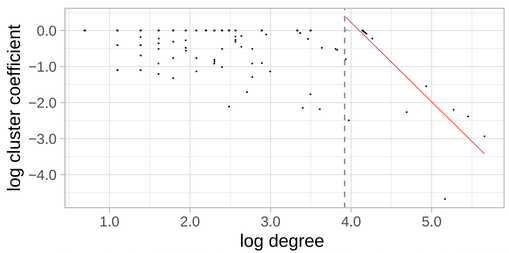

0 contacts: 24.5 %, 1 contact: 32.8 %, >1 contact: 42.7 %

18: 2020−02−17 to 2020−12−10

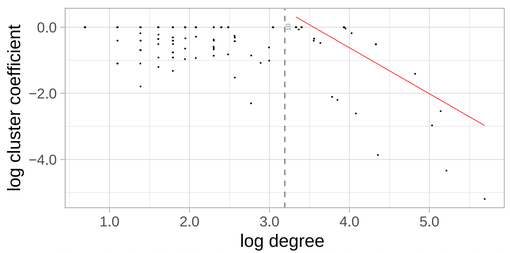

0 contacts: 17.3 %, 1 contact: 35.2 %, >1 contact: 47.5 %